

2022 ANNUAL  
SHERIFF'S REPORT

- ALBA
- ALDEN
- ATWOOD
- BELLAIRE
- CENTRAL LAKE
- ELK RAPIDS
- ELMIRA
- MANCELONA



## TABLE OF CONTENTS

|  |       |
|--|-------|
| REVENUE TO COUNTY                        | _____ |
| GUN REGISTRATIONS                        | _____ |
| SUMMARY OF OFFENSES (RMS_)               | _____ |
| CORRECTION DIVISION                      | _____ |
| JAIL REVENUE                             | _____ |
| FOOD SERVICES                            | _____ |
| COURTHOUSE SECURITY                      | _____ |
| INMATE HEALTH SERVICES                   | _____ |
| ZERO TOLERANCE DRUG TESTING PROGRAM      | _____ |
| D.A.R.E.                                 | _____ |
| SNOWMOBILE GRANT PROGRAM ACTIVITY REPORT | _____ |
| MARINE SAFETY PROGRAM                    | _____ |
| 911 DISPATCH                             | _____ |

## REVENUE TO COUNTY

| REVENUE SOURCE                    | 2022               | 2021               | VARIANCE         |
|-----------------------------------|--------------------|--------------------|------------------|
| Civil Process Paper Service       |                    |                    |                  |
| Trespass After Warning            | \$11,815.04        | \$11,169.08        | +645.96          |
| Foreclousres                      | \$2,167.00         | \$1,197.88         | +969.12          |
| Document Photocopying             | \$6,829.25         | \$5,794.75         | +1034.5          |
| Boat Livery Inspections           | \$320.00           | \$268.00           | +\$52.00         |
| Restitution and Arrest Fees       | 6742.99            | \$3,111.34         | +\$3631.65       |
| Refund/Reimbursements             | \$272.60           | 0                  | +\$272.60        |
| Forefeiture items sold at auction | 0                  | 0                  | 0                |
| Used Equipment Sold               | 0                  | \$6,300.75         | -6300.75         |
| Drunken Driver Assesments         | \$3,458.48         | \$4,425.74         | -631.16          |
| <b>TOTAL REVENUES</b>             | <b>\$31,605.36</b> | <b>\$32,267.54</b> | <b>-\$662.18</b> |

## DONATIONS

| REVENUE SOURCE                | 2022             | 2021          | VARIANCE          |
|-------------------------------|------------------|---------------|-------------------|
| Donations for D.A.R.E         | \$6470.00        | \$0.00        | \$6,470.00        |
| <b>TOTAL DONATION REVENUE</b> | <b>\$6470.00</b> | <b>\$0.00</b> | <b>\$6,470.00</b> |

## GRANTS

| REVENUE SOURCE             | 2022              | 2021                | VARIANCE           |
|----------------------------|-------------------|---------------------|--------------------|
| M.D.O.J BULLETPROOF VESTS  | \$2,990.00        | \$5,567.50          | (\$2,577.50)       |
| Secondary Roads            | \$65,457.00       | \$49,188.00         | \$16,269.00        |
| Snowmobile                 | "\$16,400.00      | \$16,400.00         | 0                  |
| Marine                     | \$41,406.00       | \$42,200.00         | (\$794.00)         |
| <b>TOTAL GRANT REVENUE</b> | <b>124,727.00</b> | <b>\$113,355.50</b> | <b>\$11,372.50</b> |

|                                |                   |                     |                     |
|--------------------------------|-------------------|---------------------|---------------------|
| <b>COMBINED REVENUE TOTALS</b> | <b>131,198.00</b> | <b>\$113,355.50</b> | <b>+\$17,842.50</b> |
|--------------------------------|-------------------|---------------------|---------------------|

M.D.O.J. Bullet Proof Vest program \$1,132.50 was requested for 2022 but received in 2023

**MICHIGAN STATE POLICE  
MI-PISTOL STATISTICAL DATA REPORT**

Statistical data contained in this report does not include data from the Automated Pistol Registration System (APRS).

Ran By MI0510500 - ANTRIM COUNTY SHERIFF DEPARTMENT for MI0510500 - ANTRIM COUNTY SHERIFF DEPARTMENT

Date Range: 01/01/2022-12/31/2022

|                                       |     |
|---------------------------------------|-----|
| Applications Received                 | 0   |
| Applications Approved                 | 87  |
| Applications Denied                   | 0   |
| Pistols Entered from License or PSR   | 995 |
| Pistols Entered from License          | 105 |
| Pistols Entered from PSR              | 890 |
| Pistols Entered with CPL              | 100 |
| Pistols Entered with MCOLES           | 23  |
| Pistols Entered with FFL as Seller    | 761 |
| Pistols Entered with FFL as Purchaser | 6   |
| Pistols Entered from Law Enforcement  | 0   |
| Pistols Entered from Legacy Records   | 0   |
| Issued Licenses                       | 122 |
| Unused Licenses                       | 23  |

**REASONS FOR DENIAL FOR: MI0510500**

|  |          |
|--|----------|
| Felony Conviction  | 0        |
| Pending Felony   | 0        |
| Fugitive from Justice (All Elements Met)   | 0        |
| Unlawful User of or Addicted to a Controlled Substance   | 0        |
| Adjudged Legally Incapacitated or Insane   | 0        |
| Under an Order of Involuntary Commitment for Inpatient or Outpatient Treatment due to Mental Illness | 0        |
| Found Incompetent to Stand Trial   | 0        |
| Illegally in the United States or is a Non-Immigrant Alien   | 0        |
| Dishonorably Discharged from the United States Armed Forces  | 0        |
| Formerly Renounced United States Citizenship   | 0        |
| Subject to a Court Order or Disposition with Firearms Restrictions                                   | 0        |
| Misdemeanor Crime of Domestic Violence (All Elements / Conditions Met)                               | 0        |
| Probable Cause   | 0        |
| Pending Misdemeanor Charge Listed in MCL 28.425b   | 0        |
| Under 18 Years of Age  | 0        |
| <b>Total:</b>  | <b>0</b> |

## SUMMARY OF OFFENSES

|  | YTD<br>2022 | YTD<br>2021 | variance<br>+/- |
|--|-------------|-------------|-----------------|
| ASSIST CITIZEN                           | 0           | 88          | -88             |
| SEXUAL CSC OFFENSES                      | 7           | 18          | -11             |
| NOISE COMPLAINT/FIREWORKS                | 13          | 23          | -10             |
| AGGRIVATED/NON-AGGRAVIATED ASSUALT       | 150         | 151         | -1              |
| INTIMIDATION/STALKING                    | 14          | 26          | -12             |
| ARSON                                    | 0           | 0           | 0               |
| BURGLARY FORCED/NON-FORCED ENTRY         | 19          | 17          | 2               |
| UNLAWFUL ENTRY                           | 6           | 5           | 1               |
| LARCENY-THEFT FROM A BLDG                | 9           | 10          | -1              |
| LARCENY-THEFT FROM A MOTOR VEHICLE       | 6           | 3           | 3               |
| LARCENY-OTHER                            | 57          | 52          | 5               |
| MOTOR VEHICLE THEFT                      | 4           | 7           | -3              |
| MOTOR ASSIST/VEHICLE IN DITCH            | 176         | 30          | 146             |
| FORGERY/COUNTERFEITING                   | 0           | 2           | -2              |
| FRAUD                                    | 33          | 54          | -21             |
| EMBEZZLEMENT                             | 1           | 2           | -1              |
| STOLEN PROPERTY                          | 0           | 0           | 0               |
| DAMAGE TO PROPERTY                       | 31          | 41          | -10             |
| RETAIL FRAUF THEFT                       | 4           | 2           | 2               |
| VIOLATION OF CONTROLLED SUBSTANCE        | 5           | 4           | 1               |
| SEX OFFENSE(OTHER)                       | 13          | 14          | -1              |
| OBSCENITY                                | 0           | 0           | 0               |
| FAMILY ABUSE/NEGLECT                     | 6           | 24          | -18             |
| LIQUOR VIOLATIONS-OTHER                  | 0           | 1           | -1              |
| DRUNKNESS-EXCEPT OWI                     | 10          | 30          | -20             |
| OBSTRUCTING POLICE                       | 12          | 17          | -5              |
| OBSTRUCTING JUSTICE-CONTEMPT OF COURT    | 0           | 5           | -5              |
| WEAPONS OFFENSE                          | 4           | 6           | -2              |
| DISORDERLY CONDUCT                       | 0           | 2           | -2              |
| H&R MOTOR VEHICLE ACCIDENT               | 4           | 6           | -2              |
| OWI(operating while intoxicated)         | 45          | 27          | 18              |
| OUID(operating under influence of drugs) | 0           | 20          | -20             |
| TRESPASS-OTHER                           | 10          | 11          | -1              |
| ANIMAL COMPLAINTS(NON-BITE)              | 0           | 64          | -64             |
| MENTAL HEALTH                            | 87          | 73          | 14              |
| MISC. CRIMINAL                           | 2           | 2           | 0               |
| K-9(general, search, track & narcotics)  | 84          | 92          | -8              |
| CONSPIRACY                               | 0           | 0           | 0               |
| JUVENILE DELIQUENT                       | 9           | 12          | -3              |
| CIVIL MATTER/FAMILY DISPUTE              | 502         | 471         | 31              |

|  |             |             |            |
|--|-------------|-------------|------------|
| JUVENILE INCORRIGIBLE                  | 8           | 34          | -26        |
| ABANDON VEHICLE-VIN INSPECTION         | 0           | 18          | -18        |
| SUICIDE(INCLUDES ATTEMPTS)             | 5           | 6           | -1         |
| NON TRAFFIC ACCIDENTS                  | 0           | 2           | 0          |
| NATURAL DEATHS                         | 32          | 41          | -9         |
| TRAFFIC VIOLATIONS-CIVIL               | 0           | 0           | 0          |
| MISSING PERSONS                        | 3           | 3           | 0          |
| ALARM                                  | 378         | 192         | 186        |
| ACCIDENT OTHER                         | 2           | 0           | -2         |
| SUSPICIOUS SITUATION                   | 466         | 408         | 58         |
| HAZARDOUS CONDITION                    | 0           | 11          | -11        |
| GENERAL NON-CRIMINAL/AGENCY ASSIST     | 502         | 465         | 37         |
| WARRANT ARREST                         | 0           | 0           | 0          |
| ACCIDENT FIRE                          | 8           | 6           | 2          |
| CHILD ENDANGEREMENT                    | 1           | 0           | 1          |
| DRUG OVERDOSE-ACCIDENT                 | 1           | 4           | -3         |
| PUBLIC PEACE                           | 1           | 0           | 1          |
| HEALTH & SATFY-ANIMALS                 | 14          | 4           | 10         |
| CONSERVATION                           | 2           | 1           | 1          |
| JUVENILE RUNWAY                        | 4           | 6           | -2         |
| RECKLESS DRIVING                       | 0           | 1           | -1         |
| LOST/FOUND PROPERTY                    | 12          | 14          | -2         |
| ACCIDENT-OTHER WATER                   | 1           | 0           | 1          |
| ACCIDENT NON-TRAFFIC                   | 19          | 6           | 13         |
| ACCIDENT BOATING                       | 6           | 8           | -2         |
| EXPIRED OPERATORS LICENSE              | 0           | 1           | -1         |
| FLEE & ELUDE                           | 4           | 3           | 1          |
| REDISTRATION PLATE VIOLATION           | 2           | 1           | 1          |
| MV OPERATE W/O SECURITY                | 21          | 13          | 8          |
| ACCIDENT-OTHER SHOOTING                | 0           | 1           | 0          |
| DROVE WHILE LICENSE SUSPENDED(D.W.L.S) | 29          | 29          | 0          |
| HEALTH & SAFTY VIOLATIONS              | 0           | 0           | 0          |
| TRAFFIC ACCIDENT                       | 33          | 27          | 6          |
| <b>TOTALS</b>                          | <b>2876</b> | <b>2656</b> | <b>220</b> |



## CORRECTION DIVISION 2022

### Jail Population

|   | 2022 | 2021 | Variance |
|---|------|------|----------|
| Inmates booked into the Antrim County Jail over 17 YOA  | 446  | 348  | 98       |
| Inmates booked into the Antrim county jail under 17 YOA | 8    | 2    | 6        |
| <b>TOTAL INMATE BOOKINGS</b>                            | 454  | 350  | 104      |
| <b>AVERAGE BOOKINGS PER DAY</b>                         | 1.24 | 0.96 | 0.28     |

|  | 2022 | 2021 | Variance |
|--|------|------|----------|
| Inmates Sentenced to, and transported to Michigan Department of Corrections Facility | 21   | 11   | 10       |

|                                 | 2022 | 2021 | Variance |
|---------------------------------|------|------|----------|
| Average male Population         | 18   | 16   | 2        |
| Average male Sentenced          | 9    | 7    | 2        |
| Average male Un-Sentenced       | 9    | 9    | 0        |
| Average Female Population       | 4    | 4    | 0        |
| Average Female Sentenced        | 2    | 1    | 1        |
| Average Female Un-Sentenced     | 2    | 3    | -1       |
| <b>AVERAGE DAILY POPULATION</b> | 22   | 20   | 2        |

# Fingerprint Statistic 2022

|                               | <u>2022</u> | <u>2021</u> | <u>variance</u> |
|-------------------------------|-------------|-------------|-----------------|
| Criminal arrests fingerprints | 315         | 257         | 58              |
| Applicant fingerprints        | 352         | 378         | -26             |
| Average monthly fingerprints  | 56          | 53          | 3               |

## Race/Age Statistics

| race   | description      | under 17 | 17-24 | 25-29 | 30-34 | 35-39 | 40-44 | 45-49 | 50-54 | 55-59 | 60-64 | 65+ | Total |
|--------|------------------|----------|-------|-------|-------|-------|-------|-------|-------|-------|-------|-----|-------|
| A      | asian            | 0        | 0     |       | 0     | 0     | 0     | 0     | 1     | 0     | 0     | 0   | 1     |
| B      | african american | 0        | 4     | 3     | 3     | 2     | 0     | 2     | 0     | 0     | 10    | 0   | 15    |
| I      | indian american  | 0        | 0     | 1     | 1     | 6     | 2     | 0     | 0     | 1     | 0     | 0   | 11    |
| U      | unknown          | 0        | 2     | 0     | 0     | 0     | 1     | 0     | 0     | 1     | 0     | 0   | 4     |
| W      | white            | 8        | 48    | 59    | 54    | 77    | 59    | 32    | 35    | 18    | 13    | 19  | 422   |
| W      | white/hispanic   | 0        | 0     | 0     | 1     | 0     | 0     | 0     | 0     | 0     | 0     | 0   | 1     |
| Totals |                  | 8        | 54    | 63    | 59    | 85    | 62    | 34    | 36    | 20    | 14    | 19  | 454   |



**Fingerprint Stats 2022**  
**Antrim County Sheriff Department**  
**Criminal**  
**&**  
**Applicant**  
**Prints**

| <b>MONTH</b> | <b>CRIMINAL<br/>ARREST</b> | <b>APPLICANT<br/>PRINTS</b> | <b>MONTHLY<br/>TOTAL</b> |
|--------------|----------------------------|-----------------------------|--------------------------|
| JANUARY      | 18                         | 20                          | 38                       |
| FEBRUARY     | 13                         | 28                          | 41                       |
| MARCH        | 24                         | 32                          | 76                       |
| APRIL        | 19                         | 17                          | 36                       |
| MAY          | 35                         | 19                          | 54                       |
| JUNE         | 35                         | 23                          | 58                       |
| JULY         | 29                         | 35                          | 64                       |
| AUGUST       | 42                         | 50                          | 92                       |
| SEPTEMBER    | 26                         | 44                          | 70                       |
| OCTOBER      | 22                         | 30                          | 52                       |
| NOVEMBER     | 30                         | 33                          | 63                       |
| DECEMBER     | 22                         | 21                          | 42                       |

Total Criminal Arrest Prints..... 315  
 Total Applicant Prints..... 352  
 Total Prints..... 667  
 Average Monthly Prints..... 56

Antrim County Parole Detainer Reimbursement  
2022

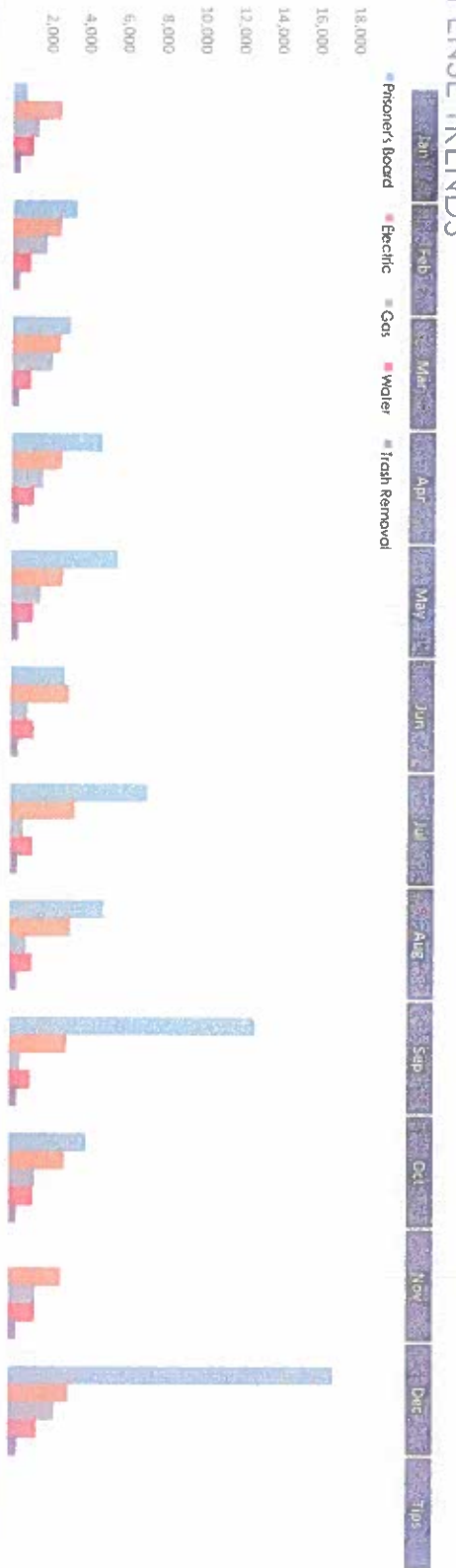
|           |          |
|-----------|----------|
| January   | \$140.00 |
| February  | \$0      |
| March     | \$315.00 |
| April     | \$0      |
| May       | \$35.00  |
| June      | \$315.00 |
| July      | \$315.00 |
| August    | \$385.00 |
| September | \$175.00 |
| October   | \$140.00 |
| November  | 595.00   |
| December  | \$0      |

\$2415.00

**2022**  
**Average Cost per Day**  
**Per Inmate**

|           | Expenditure     | Average Inmate | Average Cost   |
|-----------|-----------------|----------------|----------------|
| January   | <b>6014.74</b>  | <b>9</b>       | <b>\$21.55</b> |
| February  | <b>8945.58</b>  | <b>11</b>      | <b>\$29.04</b> |
| March     | <b>9067.48</b>  | <b>18</b>      | <b>\$16.24</b> |
| April     | <b>10512.63</b> | <b>23</b>      | <b>\$15.23</b> |
| May       | <b>11317.06</b> | <b>25</b>      | <b>\$14.60</b> |
| June      | <b>8349.64</b>  | <b>27</b>      | <b>\$10.30</b> |
| July      | <b>12758.14</b> | <b>24</b>      | <b>\$17.14</b> |
| August    | <b>10465.74</b> | <b>26</b>      | <b>\$12.98</b> |
| September | <b>17801.67</b> | <b>27</b>      | <b>\$21.97</b> |
| October   | <b>9835.53</b>  | <b>26</b>      | <b>\$12.20</b> |
| November  | <b>5852.04</b>  | <b>25</b>      | <b>\$7.80</b>  |
| December  | <b>24271.77</b> | <b>24</b>      | <b>\$32.62</b> |

# EXPENSE TRENDS



| Expenses         | Jan             | Feb             | Mar             | Apr              | May              | Jun             | Jul              | Aug              | Sep              | Oct             | Nov             | Dec              | Total             | Trend | Column | Column2 |
|------------------|-----------------|-----------------|-----------------|------------------|------------------|-----------------|------------------|------------------|------------------|-----------------|-----------------|------------------|-------------------|-------|--------|---------|
| Prisoner's Board | 726.46          | 3,342.36        | 3,077.38        | 4,738.00         | 5,562.38         | 2,816.60        | 7,157.05         | 4,904.57         | 12,786.44        | 4,044.50        | 0.00            | 16,895.87        | 66,051.61         |       |        |         |
| Electric         | 2,531.67        | 2,531.29        | 2,541.42        | 2,634.29         | 2,714.94         | 3,080.95        | 3,380.16         | 3,163.66         | 2,994.07         | 2,864.90        | 2,733.60        | 3,119.78         | 34,400.31         |       |        |         |
| Gas              | 1,348.99        | 1,793.69        | 2,120.68        | 1,627.46         | 1,516.91         | 869.55          | 678.19           | 844.83           | 558.05           | 1,315.56        | 1,388.12        | 2,389.64         | 16,451.67         |       |        |         |
| Water            | 1,050.23        | 920.85          | 970.61          | 1,139.81         | 1,149.76         | 1,209.47        | 1,169.67         | 1,179.61         | 1,090.04         | 1,237.50        | 1,358.25        | 1,443.25         | 1,080.09          |       |        |         |
| Trash Removal    | 357.39          | 357.39          | 357.39          | 373.07           | 373.07           | 373.07          | 373.07           | 373.07           | 373.07           | 373.07          | 373.07          | 423.23           | 4,479.96          |       |        |         |
| <b>Total</b>     | <b>6,014.74</b> | <b>8,945.58</b> | <b>9,067.48</b> | <b>10,512.63</b> | <b>11,317.06</b> | <b>8,349.64</b> | <b>12,758.14</b> | <b>10,465.74</b> | <b>17,801.67</b> | <b>9,835.53</b> | <b>5,853.04</b> | <b>24,271.77</b> | <b>118,701.89</b> |       |        |         |

## JAIL REVENUE TO COUNTY

### JAIL REVENUE TO COUNTY

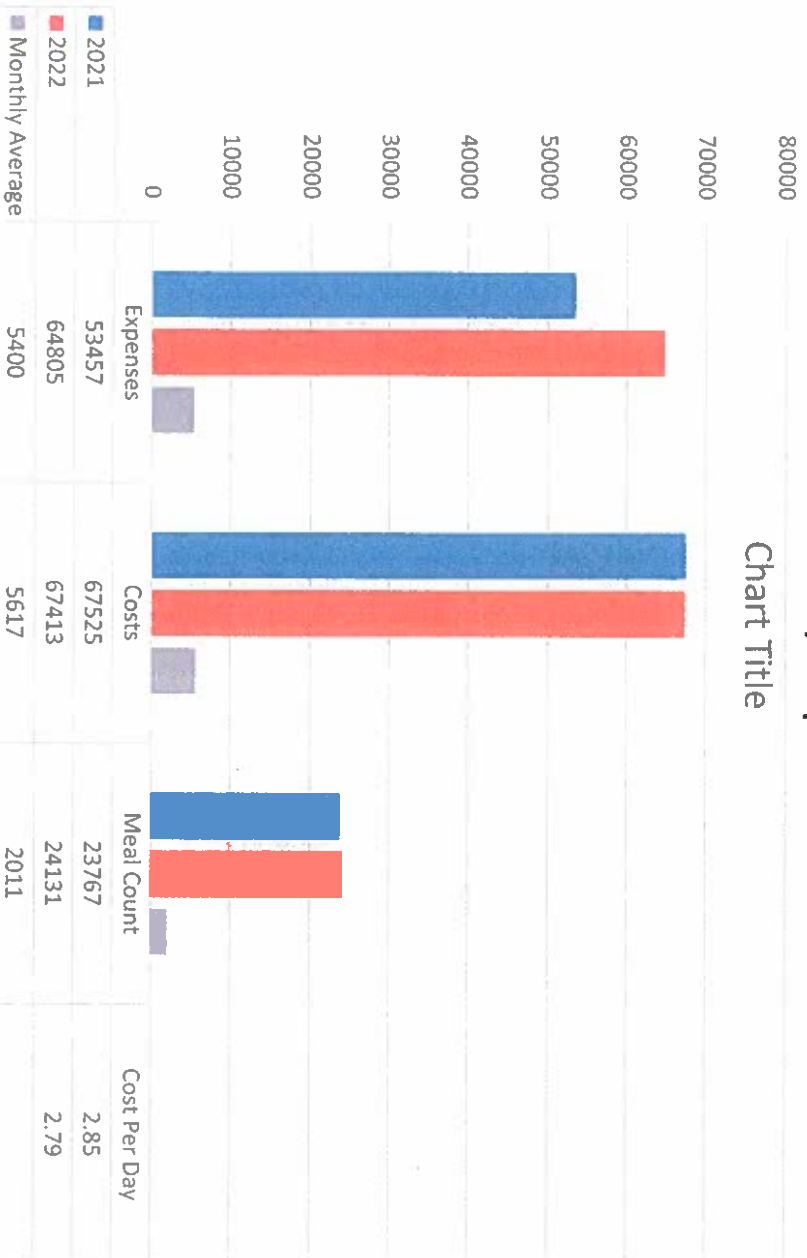
| REVENUE SOURCE                              | 2021              | 2022             | +/-              |
|---|-------------------|------------------|------------------|
| MDOC – Diverted Felons/Detainers            | 23,401.92         | 2,415.00         | 20,986.92        |
| <b>INMATE FUND</b>                          |                   |                  |                  |
| County Booking Fee                          | 2,835.75          | 2,890.14         | 54.39            |
| State Booking Fee                           | 600.00            | 611.86           | 11.86            |
| County Sex Offender Reg. Fee                | 4,240.00          | 2,160.00         | 2,080.00         |
| Fingerprint Fee                             | 5,986.75          | 5,278.00         | 708.75           |
| Monies Received For Inmate Housing          | 2,634.35          | 2,321.57         | 312.78           |
| Prisoner Transports (MDOC, FOC, CMH, Other) | 2,220.00          | 2,184.00         | 36.00            |
| Work Release                                | 0                 | 0                | 0                |
| 1 <sup>st</sup> Day Housing                 | 5,360.00          | 5,501.00         | 241.00           |
| Inmate Telephone                            | 17,312.72         | 20,216.00        | 2,903.28         |
| Inmate Housing–Other Counties, Tribal       | 12,775.00         | 1,812.00         | 12,594.00        |
| Medical – Reimbursement                     | 2,594.55          | 674.08           | 1,902.47         |
| Jail Commissary Proceeds                    | 24,807.75         | 23,601.26        | 1,206.49         |
| <b>TOTAL REVENUES</b>                       | <b>104,768.79</b> | <b>69,664.91</b> | <b>35,103.88</b> |

Inmate housing for other counties and work release revenue lines: Due to the continuing COVID pandemic restrictions we restricted housing other counties inmates and work release program remained suspended for the safety of inmates and staff.

# Food Service

## Meal Costs / Expenses

Chart Title



### Antrim County Courthouse Security Log 2022

|                  |                                    |                            |
|------------------|------------------------------------|----------------------------|
| <b>January</b>   | <b>Counter Total</b><br><b>243</b> | <b>Weapon</b><br><b>3</b>  |
| <b>February</b>  | <b>Counter Total</b><br><b>441</b> | <b>Weapon</b><br><b>8</b>  |
| <b>March</b>     | <b>Counter Total</b><br><b>553</b> | <b>Weapon</b><br><b>8</b>  |
| <b>April</b>     | <b>Counter Total</b><br><b>402</b> | <b>Weapon</b><br><b>7</b>  |
| <b>May</b>       | <b>Counter Total</b><br><b>358</b> | <b>Weapon</b><br><b>10</b> |
| <b>June</b>      | <b>Counter Total</b><br><b>412</b> | <b>Weapon</b><br><b>5</b>  |
| <b>July</b>      | <b>Counter Total</b><br><b>444</b> | <b>Weapon</b><br><b>12</b> |
| <b>August</b>    | <b>Counter Total</b><br><b>405</b> | <b>Weapon</b><br><b>7</b>  |
| <b>September</b> | <b>Counter Total</b><br><b>523</b> | <b>Weapon</b><br><b>6</b>  |
| <b>October</b>   | <b>Counter Total</b><br><b>557</b> | <b>Weapon</b><br><b>8</b>  |
| <b>November</b>  | <b>Counter Total</b><br><b>563</b> | <b>Weapon</b><br><b>13</b> |
| <b>December</b>  | <b>Counter Total</b><br><b>443</b> | <b>Weapon</b><br><b>9</b>  |



On September 7, 2022 there was a fire in the courthouse. District Court had a trial at the time. Everyone in the courthouse was evacuated safely and no one was injured.

On April 6, 2022, August 11, 2022, October 19, 2022, November 9, 2022, November 17, 2022 and November 19, 2022 there was disruptive behavior from the public entering into the courthouse being disrespectful toward the staff. On November 9, 2022 subject had to be removed from the courthouse by jail staff.

On one occasion, there was no court security cover due to leave for 1 deputy and illness for the other deputy. An individual entered the courthouse with a firearm on his hip. The individual proceeded to the District court clerk's office to conduct business. All business was conducted without incident, but there was clear violation of the court's order being no weapons in the courthouse.

**2022 Annual Report**  
 Anttrim County Sheriff Department  
 207 Cayuga, P. O. Box 568  
 Bellaire, Michigan 49615

|               | Inmates seen by the NURSE | Inmates seen by the DOCTOR | Total of Inmates Seen | Emergency Room Visits | Outside Dr. Office Visits | Dental Office Visits | Out Patient X-rays or scans | Labs. Physicals, Procedures Performed by Nurse | Avg # Inmates on Daily Meds | Monthly Pharmacy Charges | Hospital / Doctor Office / E.R. Visits / labs | Medical Supplies    | Part Time Nurse Salary | Dr. May Salary      | Total Expenses      |
|---------------|---------------------------|----------------------------|-----------------------|-----------------------|---------------------------|----------------------|-----------------------------|--|-----------------------------|--------------------------|---|---------------------|------------------------|---------------------|---------------------|
| January       | 34                        | 7                          | 44                    | 0                     | 1                         | 0                    | 0                           | 14   | 6                           | \$ 157.38                | \$ 125.00                                     | \$ -                | \$ -                   | \$ 2,254.50         | \$ 2,536.88         |
| February      | 52                        | 6                          | 58                    | 1                     | 1                         | 0                    | 0                           | 17   | 6                           | \$ 299.47                | \$ 250.00                                     | \$ 1,497.86         | \$ -                   | \$ 2,254.50         | \$ 4,301.83         |
| March         | 46                        | 5                          | 51                    | 1                     | 1                         | 0                    | 3                           | 22   | 9                           | \$ 87.65                 | \$ 157.82                                     | \$ 478.91           | \$ 850.00              | \$ 2,254.50         | \$ 3,828.88         |
| April         | 52                        | 8                          | 60                    | 1                     | 3                         | 0                    | 1                           | 16   | 11                          | \$ 56.15                 | \$ 2,519.50                                   | \$ 1,152.16         | \$ -                   | \$ 2,254.50         | \$ 5,982.31         |
| May           | 58                        | 7                          | 65                    | 1                     | 2                         | 0                    | 1                           | 19   | 13                          | \$ 124.94                | \$ 947.70                                     | \$ 681.62           | \$ 3,350.00            | \$ 2,254.50         | \$ 7,358.76         |
| June          | 47                        | 6                          | 53                    | 4                     | 2                         | 0                    | 2                           | 13   | 8                           | \$ 523.67                | \$ 875.34                                     | \$ 1,793.49         | \$ -                   | \$ 2,254.50         | \$ 5,447.00         |
| July          | 59                        | 3                          | 62                    | 1                     | 2                         | 0                    | 0                           | 17   | 9                           | \$ 194.02                | \$ 2,233.44                                   | \$ 1,203.12         | \$ -                   | \$ 2,254.50         | \$ 5,885.08         |
| August        | 61                        | 6                          | 67                    | 0                     | 1                         | 0                    | 0                           | 15   | 12                          | \$ 95.04                 | \$ 3,621.10                                   | \$ 485.17           | \$ 1,462.50            | \$ 2,254.50         | \$ 7,918.31         |
| September     | 53                        | 7                          | 60                    | 2                     | 2                         | 0                    | 1                           | 21   | 12                          | \$ 404.34                | \$ 3,022.44                                   | \$ 1,013.21         | \$ 2,600.00            | \$ 2,254.50         | \$ 9,294.49         |
| October       | 51                        | 6                          | 57                    | 0                     | 3                         | 0                    | 0                           | 23   | 13                          | \$ 441.22                | \$ 4,407.00                                   | \$ 1,184.89         | \$ -                   | \$ 2,394.50         | \$ 8,427.61         |
| November      | 33                        | 6                          | 39                    | 1                     | 1                         | 0                    | 1                           | 21   | 14                          | \$ 420.36                | \$ 533.02                                     | \$ 108.53           | \$ 1,925.00            | \$ 2,254.50         | \$ 5,241.41         |
| December      | 17                        | 6                          | 23                    | 1                     | 2                         | 0                    | 0                           | 15   | 9                           | \$ 102.48                | \$ 4,492.76                                   | \$ 7,157.26         | \$ -                   | \$ 600.00           | \$ 12,352.50        |
| <b>TOTALS</b> | <b>563</b>                | <b>73</b>                  | <b>639</b>            | <b>13</b>             | <b>21</b>                 | <b>0</b>             | <b>9</b>                    | <b>213</b>                                     | <b>122</b>                  | <b>\$ 2,906.72</b>       | <b>\$ 23,185.12</b>                           | <b>\$ 16,756.22</b> | <b>\$ 10,197.50</b>    | <b>\$ 25,539.50</b> | <b>\$ 78,575.06</b> |

## ZERO TOLERANCE DRUG TESTING PROGRAM

| INCOME                              |                | 2022        | 2021         | +/-         |
|-------------------------------------|----------------|-------------|--------------|-------------|
| PBT INCOME                          |                | \$9,136.25  | \$9,049.00   | \$87.25     |
| URINE SCREEN INCOME                 |                | \$14,016.00 | \$18,636.00  | \$4,620.00  |
| SCRAM                               |                | \$44,075.05 | \$63,596.00  | \$19,520.95 |
| MISC/INSTANT                        |                | \$0.00      | \$0.00       | 0           |
|                                     | TOTAL INCOME   | \$67,227.25 | \$91,238.00  | \$24,010.75 |
| EXPENSES                            |                | 2022        | 2021         |             |
| CONTRACTUAL EXPENSE                 |                | \$33,109.93 | \$65,382.59  | \$32272.66  |
| STAFF COSTS                         |                | \$49,787.60 | \$56,095.43  | \$6,307.83  |
|                                     | TOTAL EXPENSES | \$82,897.53 | \$112,212.00 | \$29,314.47 |
| TESTING COUNTS                      |                | 2022        | 2021         |             |
| URINALYSIS                          |                | 625         | 832          | -207        |
| PBT'S                               |                | 2979        | 2740         | +239        |
| MDOC URINES                         |                | 0           | 13           | -13         |
| SCRAM UNIT RENTAL AVERAGE PER MONTH |                | 24          | 23           | +1          |

Due to the recent reform with probation and sentencing, testing requirements have changed significantly. The courts are requiring less of defendants. Thus, having a direct impact on drug and alcohol testing numbers and revenue.

Zero Tolerance continues to test clients 7 days a week 365 days a year from 0630-0830. The program employs 2 people. A fulltime position filled by Coordinator Guy DeWitt and a part time position filled by Nancy Yorks.

The program continues to rent the portable PBT machine to clients with a need for that service. We are starting to see an upswing in testing with the numbers increasing.

**Annual School Stats Antrim County 2022  
School Liaison Officer**

| <b>School</b>      | <b>D.A.R.E</b> | <b>F-printing</b> | <b>K-9</b> | <b>Special Events</b> | <b>Juv. Comp</b> | <b>Lockdown Drills</b> |
|--------------------|----------------|-------------------|------------|-----------------------|------------------|------------------------|
| Bellaire           | 20             | 0                 | 2          | 1                     | 15               | 3                      |
| Central Lake       | 18             | 0                 | 2          | 1                     | 9                | 3                      |
| North Central      | 15             | 0                 | 2          | 2                     | 5                | 3                      |
| Elk Rapids         | 48             | 0                 | 2          | 2                     | 24               | 3                      |
| Mill Creek         | 28             | 0                 | 0          | 0                     | N/A              | N/A                    |
| Alba               | 0              | 0                 | 2          | 1                     | 6                | 3                      |
| Ebenezer Christian | 5              | 0                 | 1          | 0                     | 0                | 3                      |
| Ellsworth          | 24             | 0                 | 3          | 1                     | 6                | 3                      |
| Mancelona          | 66             | 0                 | 3          | 3                     | 67               | 3                      |

**Summer Events (parades, festivals, special events) - 5**

**Car Seat Installations (Includes Safe Kids Events) - 10**

# SNOWMOBILE GRANT PROGRAM ACTIVITY REPORT

## SNOWMOBILE GRANT PROGRAM ACTIVITY REPORT

Snowmobile Activity Report 2022-2023

| Patrol Area            | Patrol Hours   | No. of Contacts | No. of Tickets | No. of Warnings | No. of Complaints | No. of Accidents |
|------------------------|----------------|-----------------|----------------|-----------------|-------------------|------------------|
| Trail 4                | 24.5           | 51              | 2              | 34              | 1                 |                  |
| Trail 4-76             | 32             | 63              | 2              | 78              |                   | 1                |
| Trail 76               | 3              | 7               | 5              | 7               |                   |                  |
| Trail 768              |                |                 |                |                 |                   |                  |
| Trail 766              |                |                 |                |                 |                   |                  |
| Trail 774              |                |                 |                |                 |                   |                  |
| Chippa Farm            |                |                 |                |                 |                   |                  |
| Kitchen Farm           | 4              | 1               |                |                 |                   |                  |
| Olds Farm              | 6              | 6               |                | 2               | 1                 |                  |
| Wallick Property       |                |                 |                |                 |                   |                  |
| Wicht Property         |                |                 |                |                 |                   |                  |
| Setlings LON           | 32             | 6               | 1              | 2               |                   |                  |
| Francis Property       |                |                 |                |                 |                   |                  |
| Lobes Property         |                |                 |                |                 |                   |                  |
| <b>2022-2023 TOTAL</b> | <b>101.5</b>   | <b>134</b>      | <b>5</b>       | <b>123</b>      | <b>2</b>          | <b>1</b>         |
| <b>2021-2022 TOTAL</b> | <b>179</b>     | <b>512</b>      | <b>8</b>       | <b>86</b>       | <b>0</b>          | <b>1</b>         |
| <b>+/-</b>             | <b>(77.50)</b> | <b>(378)</b>    | <b>(3)</b>     | <b>37</b>       | <b>2</b>          | <b>0</b>         |

2022-2023 Snowmobile season was a slow year.



## MARINE SAFETY PROGRAM

### Marine Activity Report

| Body of Water      | No. of Patrol Hours | No RBS Compliance Inspections | BUI/OUI             |          | Careless / Negligent Reckless Operation |          | Navigation Rules    |          | Mandatory PFD Wear  |          | Registration / Violations |          |
|--------------------|---------------------|-------------------------------|---------------------|----------|---|----------|---------------------|----------|---------------------|----------|---------------------------|----------|
|                    |                     |                               | Citations / Arrests | Warnings | Citations / Arrests                     | Warnings | Citations / Arrests | Warnings | Citations / Arrests | Warnings | Citations / Arrests       | Warnings |
| Torch Lake         | 897.00              | 2,213                         | 0                   | 2        | 16                                      | 99       | 7                   | 42       | 51                  | 113      | 63                        | 171      |
| Torch River        | 197.00              | 440                           | 2                   | 0        | 6                                       | 29       | 1                   | 22       | 17                  | 36       | 14                        | 62       |
| Elk Lake           | 186.00              | 263                           | 0                   | 0        | 3                                       | 20       | 1                   | 11       | 8                   | 19       | 7                         | 31       |
| Elk River          |                     |                               |                     |          |   |          |                     |          |                     |          |                           |          |
| East O.T. Bay      | 42.00               | 100                           |                     |          | 3                                       | 20       | 2                   | 0        | 3                   | 1        | 9                         | 11       |
| Skegemog Lake      | 24.25               | 9                             |                     |          | 1                                       | 3        | 0                   | 3        | 0                   | 1        | 1                         | 3        |
| Birch Lake         |                     |                               |                     |          |   |          |                     |          |                     |          |                           |          |
| Bass Lake          |                     |                               |                     |          |   |          |                     |          |                     |          |                           |          |
| Clam Lake          | 90.00               | 431                           |                     |          | 5                                       | 31       | 3                   | 12       | 6                   | 30       | 11                        | 27       |
| Clam River         |                     |                               |                     |          |   |          |                     |          |                     |          |                           |          |
| Grass River        | 36.00               | 84                            |                     |          |   | 6        |                     | 7        | 1                   | 4        |                           | 4        |
| Lake Bellaire      | 21.75               | 73                            |                     |          | 2                                       | 5        |                     | 2        | 3                   | 2        |                           | 8        |
| Lake of the Woods  |                     |                               |                     |          |   |          |                     |          |                     |          |                           |          |
| Intermediate Lake  | 60.75               | 131                           |                     |          | 2                                       | 6        |                     | 4        |                     | 4        | 2                         | 5        |
| Intermediate River |                     |                               |                     |          |   |          |                     |          |                     |          |                           |          |
| Hanley Lake        | 7.25                | 8                             |                     |          |   |          | 1                   | 7        |                     | 5        |                           | 5        |
| Bemway Lake        | 5.00                |                               |                     |          |   |          |                     |          |                     |          |                           |          |
| Wilson Lake        | 3.75                | 5                             |                     |          |   |          |                     |          |                     |          |                           | 1        |
| Elsworth Lake      | 4.50                | 5                             |                     |          |   |          |                     |          |                     |          |                           | 1        |
| St. Clair Lake     |                     |                               |                     |          |   |          |                     |          |                     |          |                           |          |
| Six Mile Lake      |                     |                               |                     |          |   |          |                     |          |                     |          |                           |          |
| 2021 TOTALS        | 1,575.25            | 3,762                         | 2                   | 2        | 38                                      | 219      | 15                  | 110      | 89                  | 215      | 107                       | 329      |
| 2020 TOTALS        | 2,244.75            | 4,400                         | 5                   | 0        | 27                                      | 180      | 19                  | 283      | 27                  | 282      | 13                        | 81       |
| +/-                | (669.50)            | (638)                         | (3)                 | 2        | (11)                                    | (39)     | (4)                 | (173)    | 62                  | (67)     | 94                        | 242      |

2022 was another good year. The Marine Department did a wonderful job patrolling the water ways, and continued serving the people of Antrim County.



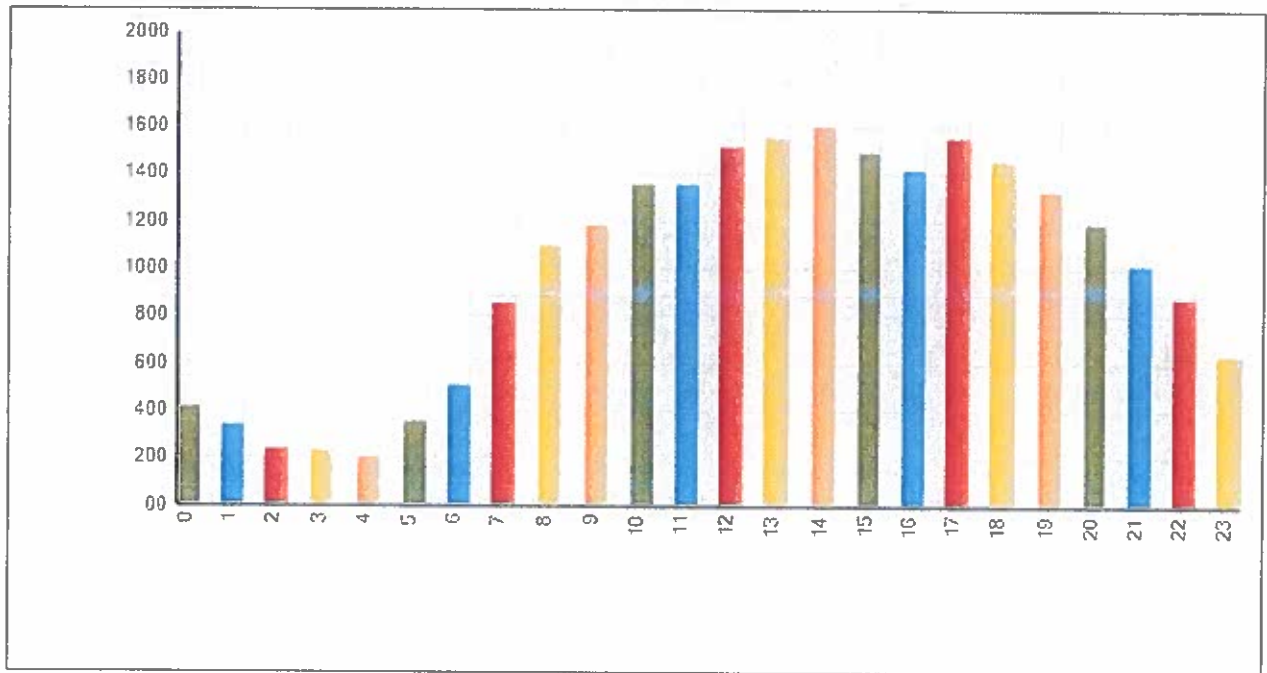


911 Call of Service by Region

| TOWNSHIPS         | 2021 | 2022 |      |
|-------------------|------|------|------|
| Banks Twp.        | 815  | 783  | -32  |
| Central Lake Twp. | 1112 | 984  | -128 |
| Chestonia Twp.    | 807  | 756  | -51  |
| Custer Twp.       | 1539 | 1365 | -174 |
| Echo Twp.         | 541  | 521  | -20  |
| Elk Rapids Twp.   | 914  | 630  | -284 |
| Forest Home Twp.  | 1109 | 945  | -164 |
| Helena Twp.       | 944  | 750  | -194 |
| Jordan Twp.       | 667  | 493  | -174 |
| Kearney Twp.      | 1491 | 1154 | -337 |
| Mancelona Twp.    | 3387 | 3329 | -58  |
| Milton Twp.       | 2093 | 1672 | -421 |
| Star Twp.         | 1170 | 920  | -250 |
| Torch Lake Twp.   | 1079 | 883  | -196 |
| Warner Twp.       | 690  | 708  | 18   |
| VILLAGES          | 2021 | 2022 |      |
| Bellaire          | 1936 | 1528 | -408 |
| Central Lake      | 1126 | 846  | -280 |
| Elk Rapids        | 1923 | 1594 | -329 |
| Ellsworth         | 330  | 303  | -27  |
| Mancelona         | 2298 | 2287 | -11  |



CAD Calls of Service by Hour of Day



Calls of Service by Day of Week

