

# ANTRIM COUNTY TREASURER ANNUAL REPORT 2018



Treasurer:

Sherry A. Comben

Employee since 09/87

Appointed Treasurer September 2000

Elected January 2001

Staff:

Wendy Aldrich, Chief Deputy

Full-time 7/00

Stephanie Reid, Support Staff

Full-time 07/15

Courtney Simon, Support Staff

Full-time 05/16

# Antrim County Treasurer Annual Report 2018

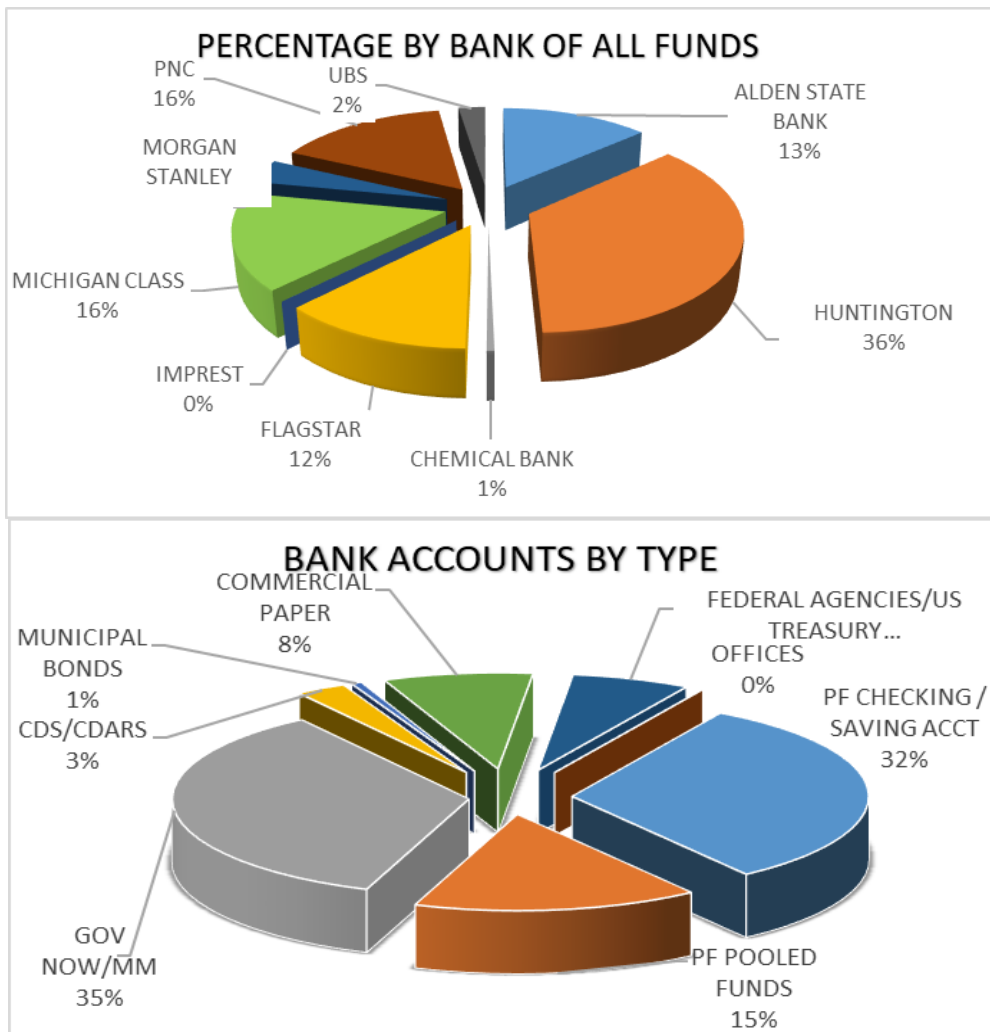
Sherry A. Comben  
Antrim County Treasurer

## GENERAL

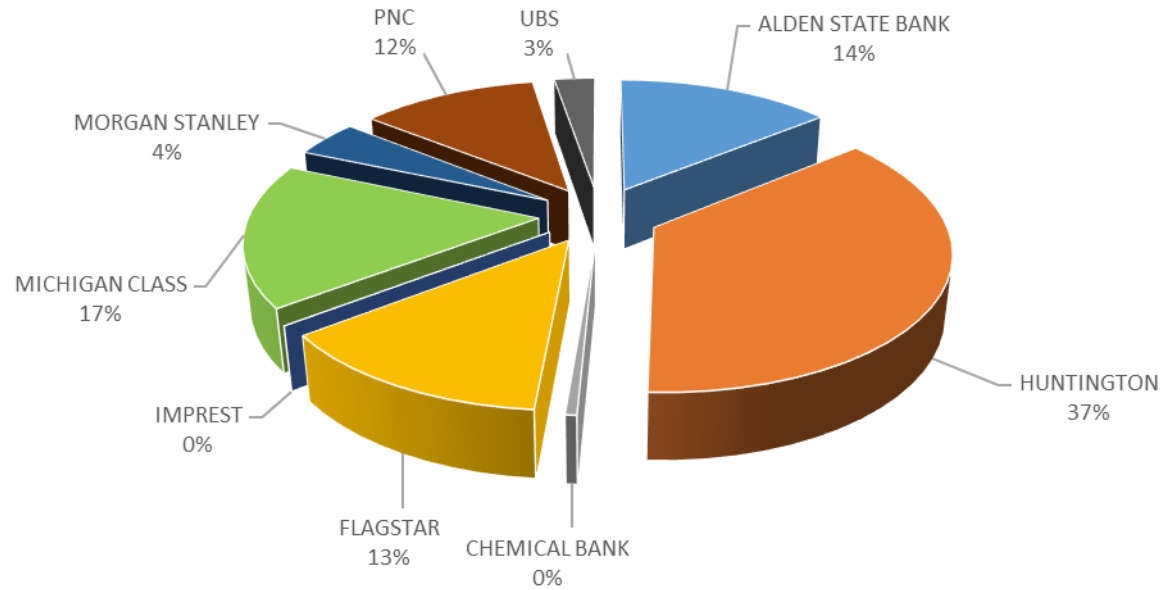
As of December of 2018, our office maintained 32 banking accounts as follows for our 97 funds

- |  |   |
|--|---|
| 11-Common Accounts (2 banking, 9 investment) | 1-Payroll Account                                 |
| 1-Common Special Deposits                    | 3-Commission on Aging Meal Site Accts (banking)   |
| 1-Commission on Aging-Truck                  | 1-Parks Account                                   |
| 1-Housing Account                            | 1-Sheriff Inmate Account                          |
| 1-District Court Bond Account                | 4-Road Commission Accounts (banking)              |
| 1-Meadow Brook Debt Retire Account           | 5-Meadow Brook Accounts (4 banking, 1 investment) |
| 1-Meadow View Apts. Account                  |   |

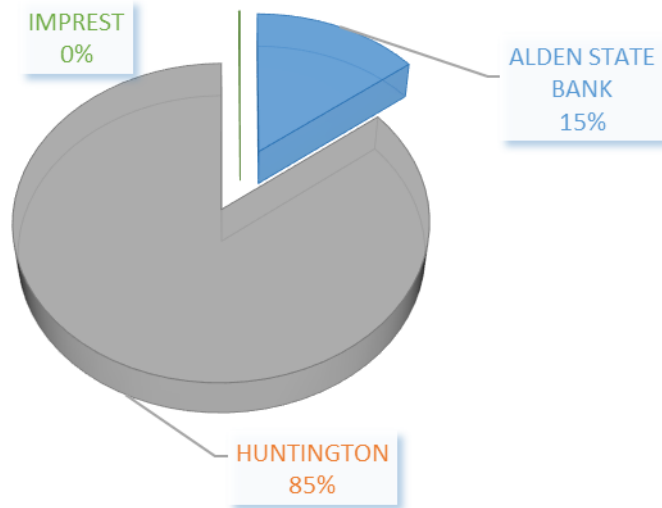
A detailed December of 2018 Cash Summary Report. (Attachment A)



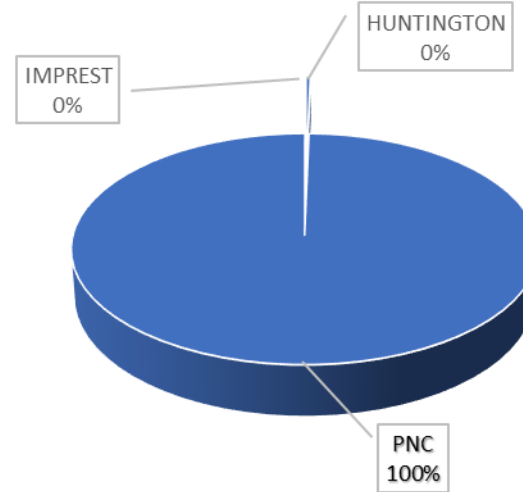
### PERCENTAGE BY BANK OF COMMON ACCOUNT FUNDS



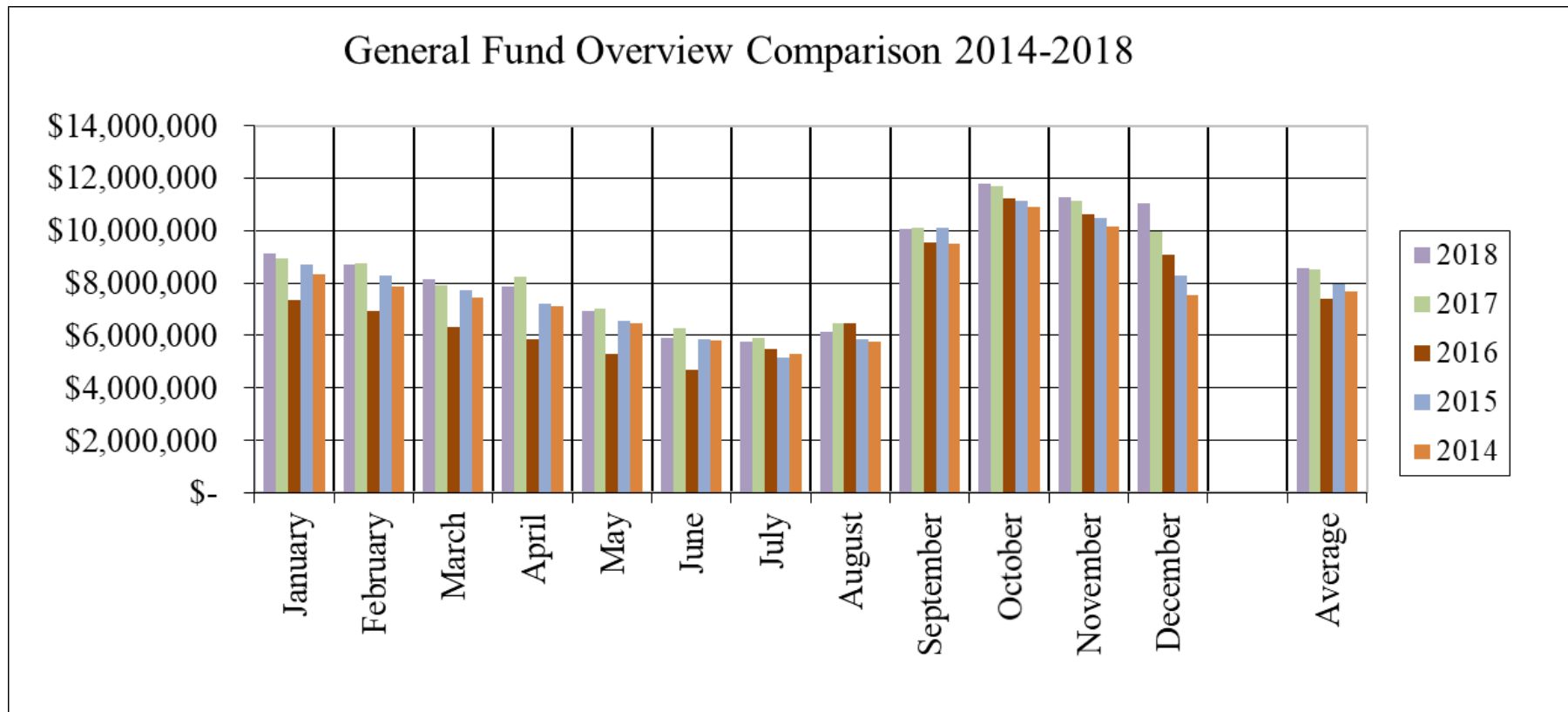
### PERCENTAGE BY BANK OF MEADOW BROOK FUNDS



### PERCENTAGE BY BANK OF ROAD COMMISSION FUNDS



As required by the statute investments complied with Antrim County’s Investment Policy, Investment Report Attachment B. Total interest earned on all funds was \$350,589.96; see Attachment C.



## DELINQUENT TAX PAYMENTS

The County self-funded its delinquent tax payout this year. The townships collected 95.70% of their 2017 real tax collection, if you factor the delinquent personal property tax the collection rate is 95.68%. The total amount of delinquent real property tax was \$2,678,277.75, a decrease; the total amount of delinquent personal property tax was \$11,728.55, a decrease; the total of delinquent principal residence denials were \$11,224.59, a decrease. The total receivable for 2017 real and personal property taxes was \$2,690,006.30 a total decrease of \$138,614.26.

### Summary of County Units of Tax

2017 DLQ TAX	County Allocated	Commission on Aging	Meadow Brook	E-911	Conservation Dst	Recycling
Original Levy	\$ 9,689,466.59	\$ 717,620.79	\$ 1,794,226.37	\$ 897,055.78	\$ 179,317.89	\$ 329,635.80
Commercial Forest	\$ 685.23	\$ 49.99	\$ 125.63	\$ 62.67	\$ 12.24	\$ 22.73
DNR-PILT	\$ 32,472.89	\$ 2,404.99	\$ 6,013.15	\$ 3,006.29	\$ 600.92	\$ 1,104.84
Industrial Facilities Tax	\$ 4,082.13	\$ 302.38	\$ 755.95	\$ 377.96	\$ 75.58	\$ 138.88
	\$ 9,726,706.84	\$ 720,378.15	\$ 1,801,121.10	\$ 900,502.70	\$ 180,006.63	\$ 330,902.25
Adjustments	\$ (12,122.71)	\$ (884.37)	\$ (2,210.93)	\$ (1,105.44)	\$ (221.03)	\$ (406.26)
IFT-Adjustment	\$ 299.70	\$ 22.20	\$ 55.50	\$ 27.75	\$ 5.55	\$ 10.20
Adjusted Levy	\$ 9,714,883.83	\$ 719,515.98	\$ 1,798,965.67	\$ 899,425.01	\$ 179,791.15	\$ 330,506.19
DDA Recapture	\$ (34,956.78)	\$ (2,588.50)	\$ (6,472.77)	\$ (3,235.87)	\$ (646.39)	\$ (1,188.32)
	\$ 9,679,927.05	\$ 716,927.48	\$ 1,792,492.90	\$ 896,189.14	\$ 179,144.76	\$ 329,317.87
Tax Paid on Time	\$ (9,349,526.36)	\$ (679,170.19)	\$ (1,698,080.81)	\$ (848,989.09)	\$ (169,714.48)	\$ (311,983.12)
Delinquent	\$ 330,400.69	\$ 37,757.29	\$ 94,412.09	\$ 47,200.05	\$ 9,430.28	\$ 17,334.75
Delinquent Breakdown						
Real	\$ 328,818.60	\$ 37,548.02	\$ 93,888.76	\$ 46,938.40	\$ 9,378.00	\$ 17,238.83
Personal	\$ 1,276.48	\$ 186.64	\$ 466.74	\$ 233.36	\$ 46.63	\$ 85.53
Commercial Forest	\$ 5.91	\$ 0.43	\$ 1.08	\$ 0.54	\$ 0.10	\$ 0.19
DNR-PILT	\$ -	\$ -	\$ -	\$ -	\$ -	\$ -
Industrial Facilities Tax	\$ 299.70	\$ 22.20	\$ 55.51	\$ 27.75	\$ 5.55	\$ 10.20
	\$ 330,400.69	\$ 37,757.29	\$ 94,412.09	\$ 47,200.05	\$ 9,430.28	\$ 17,334.75

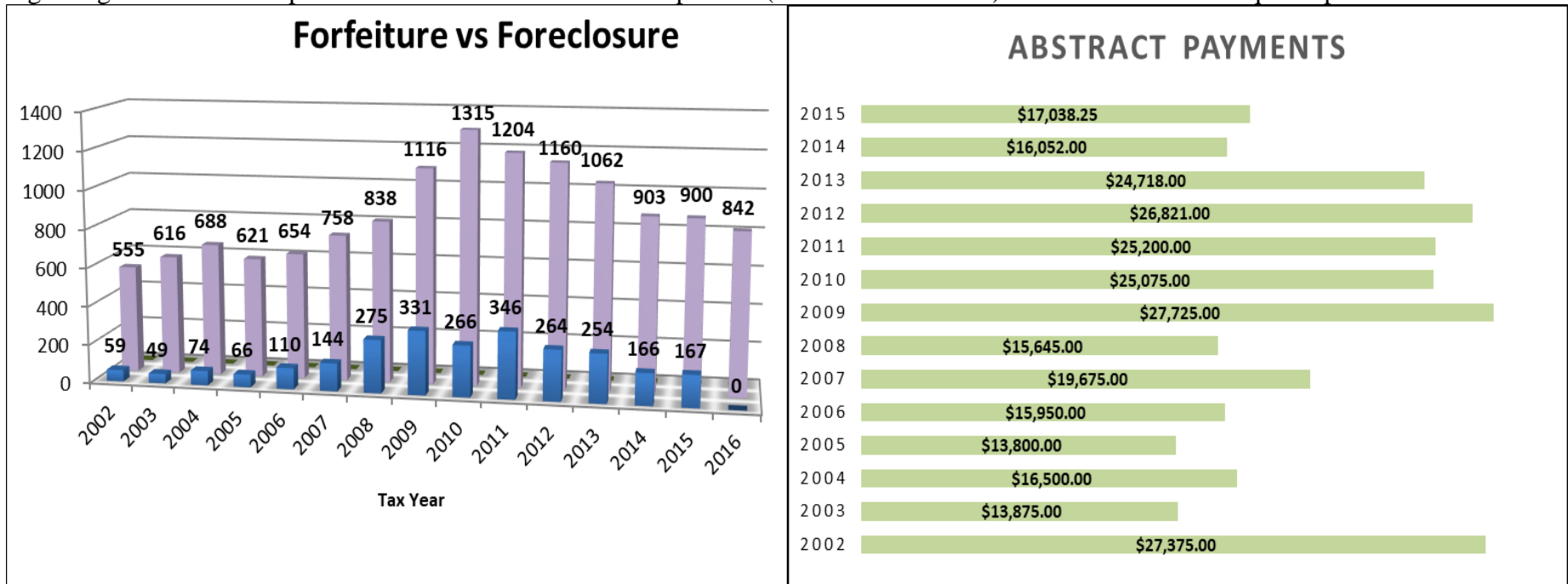
As of December 2018, personal property tax still due from the local units were:

YEAR	COUNTY TAX	COA	MB	E-911	SET	CONS DST	RECYCL
2004	\$ 264.22	\$ 19.60	\$ 37.83		\$ 311.71		
2005	\$ 1,352.96	\$ 104.54	\$ 188.27		\$ 1,401.59		
2006	\$ 731.08	\$ 59.32	\$ 106.91		\$ 801.39		
2007	\$ 795.73	\$ 71.35	\$ 150.16		\$ 929.78		
2008	\$ 1,553.16	\$ 117.97	\$ 186.23		\$ 1,814.75		
2009	\$ 637.08	\$ 19.73	\$ 39.48		\$ 764.50		
2010	\$ 411.50	\$ 53.74	\$ 136.17		\$ 457.21		
2011	\$ 180.58	\$ 83.40	\$ 208.50		\$ 200.65		
2012	\$ 922.26	\$ 65.38	\$ 163.42	\$ 44.57	\$ 1,024.73		
2013	\$ 811.76	\$ 69.86	\$ 174.66	\$ 87.33	\$ 901.96		
2014	\$ 767.06	\$ 53.29	\$ 133.23	\$ 66.61	\$ 852.30		
2015	\$ 600.52	\$ 45.56	\$ 113.93	\$ 56.94	\$ 667.24		
2016	\$ 511.33	\$ 62.33	\$ 155.88	\$ 77.93	\$ 568.15		
2017	\$ 884.16	\$ 63.74	\$ 159.47	\$ 79.72	\$ 649.42	\$ 15.91	\$ 29.21
<b>TOTAL</b>	<b>\$ 10,423.40</b>	<b>\$ 889.81</b>	<b>\$ 1,954.14</b>	<b>\$ 413.10</b>	<b>\$ 11,345.38</b>	<b>\$ 15.91</b>	<b>\$ 29.21</b>

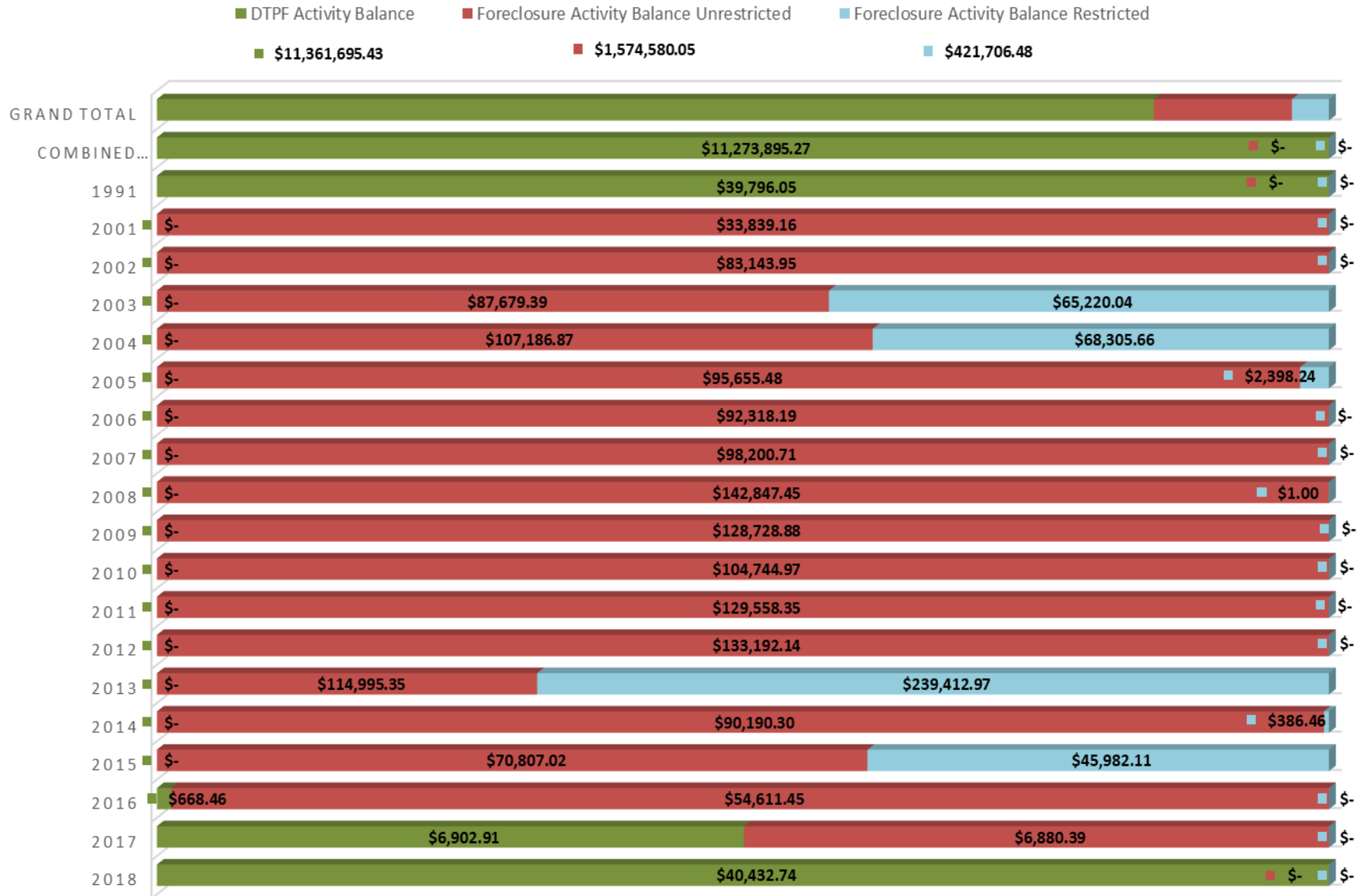
Tax Year	2018	2017	2016	2015	2014	2013	2012	2011	2010
Total Parcels	38,408	38,126	40,832	40,176	39,951	39,744	39,520	39,267	39,085
Total Dollars Billed	\$ 64,957,952.22	\$ 62,385,676.64	\$ 60,027,044.88	\$ 59,863,304.44	\$ 58,476,761	\$ 56,955,329	\$ 56,047,248	\$ 55,370,341	\$ 56,450,047
Total Real Parcels Returned Delinquent		5456	5521	5182	5362	5,937	5,932	5,973	5,935
Real Dollar Amount Delinquent	\$ 2,678,278	\$ 2,815,039	\$ 2,885,010	\$ 2,940,244	\$ 3,802,146	\$ 3,145,601	\$ 3,263,431	\$ 3,788,021	
Parcel Forefeited			842	900	903	1,062	1,160	1,204	1,315
Parcels Foreclosed				167	166	254	264	346	266

### FORFEITURE/FORECLOSURE

On March 1, 2018, we started the process of foreclosure on the delinquent 2016 taxes by recording 842 Certificates of Forfeitures. On March 31, 2018, we received a Judgment of Foreclosure on the 2015 delinquent taxes; we foreclosed on 167 parcels. No governmental unit used its first rights of refusal option. Our first auction was held at Boyne Mountain Resort on August 16<sup>th</sup>, 2018 jointly with Charlevoix and Emmet Counties, second auction which was on-line started September 27<sup>th</sup>- Nov 2<sup>nd</sup>, 2018 thru Title Check LLC. Results of the August and Online auctions produced 39 sales; revenue less minimum bids was \$113,257.23. Attached is the report of the Land Sales Proceeds from 2003 thru 2018 auctions.(Attachments D). Any parcels left over are sold over the counter starting the first business day in January. I am attaching information regarding the old tax sale process and the current foreclosure process.(Attachment E and F) If additional details required please contact me.



## DECEMBER 2018 CASH BALANCE DTP FUND VS FORECLOSURE ACTIVITY





## **DELINQUENT TAX**

This office issued 5,468 delinquent tax receipts, collecting \$2,595,635.22 in delinquent taxes receivable, \$240,168.40 in interest, \$103,831.68 in property tax administration fee and \$157,467.65 in forfeiture and foreclosure fees. We processed 233-2017 tax adjustments, 75-2016 tax adjustments, 51-2015 tax adjustments, 94-2014 tax adjustments, 2-2013 tax adjustments, 1-2012 tax adjustments, 1-2011 tax adjustments, 1-2010 tax adjustment, 1-2009 tax adjustment. We processed 52 parcels with multi-year Principal Resident Denials billing \$211,420.35.

## **HOUSING**

As of December of 2018 this office maintained 103 housing projects, 31 of those make monthly payments. Total principal collected \$42,474.00; total interest collected \$2,127.31.

## **DOG LICENSE**

As of December 31, 2018 have sold:

2018 dog license	326	
2019 dog license	104	
2020 dog license	212	
2021 dog license	135	
Total License Issued	777	
2018 Revenue Amount		\$ 8,170.00

Total license sold over all:

2016 dog license	546
2017 dog license	578
2018 dog license	756
2019 dog license	510
2020 dog license	332
2021 dog license	263

Last year we implemented reminder notices and there seems to be an increase in our sales. Dog owner have appreciated these notices. Tags issued were up by 257 and revenue up \$1,778.00. We participated in the Mancelona Vet's rabies clinic and the Animal Control rabies clinic by selling Antrim County dog licenses.

## **ANIMAL CONTROL**

We processed 279 animal control receipts totaling \$7,423.00 in animal sales, 3 returns totaling 110.00; 144 spay neuter deposits totaling \$3,945.00 and 68 totaling \$4,012.45 in animal control voucher reimbursements. We processed 57 receipts totaling \$1,875.00 for Dog/Cat pickup, 21 receipts totaling \$520.00 Drop Off Cat/Dog, 57 receipts for Animal Control Fees totaling \$2,835.00 and 0 Deposit Payable and 15 receipts for animal control donations totaling \$285.00 the balance of the donation funds were recorded by the Sheriff Department.

## **KENNEL LICENSE**

As of December 31, 2018 have sold

2018 kennel tags	180 tags under 11 kennels	
2018 Revenue Amount		\$ 215.00
2018 Inspection Fee Revenue		\$ 400.00

## **VIOLATION BUREAU**

We collected on 8 tickets between dog and construction codes and conservation violations; we turned 0 over to the District Court for collection. The total revenue collected on tickets was \$1,560.00.

## **PASSPORT ACCEPTANCE FACILITY**

Our office is now a fully certified passport acceptance agency; yearly refreshing classes are required to continue this service. We processed 113 passports generating revenue of \$4,175.00 for the year, the revenue increase is due to a fee \$10 per application fee increase which started in early April of 2018. This is truly a service as processing time is a minimum of 30 minutes per passport application.

## **RECEIPTING**

Our department invoiced 231 invoices totaling \$234,190.66 dollars in services, supplies and reimbursements during the calendar year of 2018. We issued 3,670 cash receipts recording \$39,933,954.15 dollars. Our office recorded 3,749 transactions by journal entry out of the 4,051 manual entries recorded in 2018.

## **PARTICIPATION**

I have continued active participation on the Economic Development Authority and the Brownfield Authority.

Our office again this year generated the tax bill data for all townships summer and winter, printed the summer and winter tax rolls and indexes for about half of the units and folded and stuffed tax bills for all those that we printed. We also worked closely with the Equalization Department and the local assessors in generating and printing of the assessment rolls and notices for 7 townships.

Was an active member of the Human Resources position Ad Hoc Committee, the Ad Hoc Committee for the paging system, participated in the Facilities Master Plan meetings, the Supervisor Training, attended the Delinquent Tax program user group meeting and joined the Administrator in a conversation with MAC over proposed legislation regarding assessing and equalization and the impact on the county.

## **CURRENT / FUTURE GOALS**

The microfilm project was completed and was done under budget, we will continue the work yearly. We are now on to the second phase of either sending old books to the archives, historical societies or destroying.

We have assisted several department into our credit card program. This next year will be another year focusing on training and development of staff. We will be working with the Finance Director with the new chart of accounts conversion. I will be working with our Administrator and the Finance Director to review and update the charges that fall under our Enhanced Access to Public Records Policy as it pertains to the Treasurer's Office.

Continue to review our processes to meet our statutory requirements in the most efficient way. I will also be doing research for the most cost effective way to offer our delinquent tax information on our website.

I will continue to work with the Administrator and Sheriff to abolish the Violation Bureau as it is not a cost benefit to the county.

Continue to encourage the Board of Commissioners to evaluate office security in regards to our public service counter, access to our public computers and incorporating each to being handicap accessible. We are participating in a pilot door lock project and I will continue to follow the Facilities Master Plan closely.

Continue to keep all channels of communication open with all departments, commissioners, townships, villages and authorities. My door is open to discuss any issues, concerns, new ideas or changes you would like to see.

EXPENDITURE REPORT FOR ANTRIM COUNTY						
PERIOD ENDING 12/31/2018						
GL NUMBER	DESCRIPTION	YTD BALANCE 12/31/2018	YTD BALANCE 12/31/2017	YTD BALANCE 12/31/2016	YTD BALANCE 12/31/2015	YTD BALANCE 12/31/2014
Fund 101000 - GENERAL						
Dept 253-COUNTY TREASURER						
101000-253-702.000	SALARY - DEPT. HEAD	60,281.00	59,099.04	57,940.22	56,804.02	55,690.18
101000-253-703.000	WAGES - DEPUTY#1, OFF MGR, SEC, 1ST ASST	38,044.60	37,303.58	36,700.72	35,977.04	35,407.96
101000-253-704.000	WAGES - DEPUTY#2, 2ND SEC, 2ND ASST	61,899.45	54,294.89	57,551.39	29,676.36	29,748.93
101000-253-705.000	OTHER WAGES	0.00	0.00	0.00	30,201.82	29,269.86
101000-253-708.000	WAGES - PART TIME	0.00	0.00	0.00	0.00	0.00
101000-253-709.000	OVERTIME AND HOLIDAY	0.00	0.00	0.00	0.00	0.00
101000-253-714.000	EMPLOYEE ANNUITY BENEFIT	4,344.08	4,344.08	4,414.80	6,733.32	8,754.98
101000-253-714.002	1:1 RATIO ANNUITY BENEFIT	376.76	369.37	362.13	355.03	532.58
101000-253-715.000	FICA - COUNTY SHARE	12,356.34	11,848.53	11,629.94	11,845.31	11,849.89
101000-253-716.000	HEALTH INSURANCE	35,958.39	30,405.43	29,091.86	23,944.56	21,371.37
101000-253-716.008	DELTA DENTAL INSURANCE	2,289.84	2,887.35	3,025.08	3,733.20	4,343.73
101000-253-718.000	RETIREMENT - COUNTY SHARE	23,504.60	20,138.07	20,925.70	21,791.78	20,730.67
101000-253-719.000	OTHER FINGE - AD&D ETC.	1,447.68	1,364.68	1,468.95	1,284.83	1,391.40
101000-253-721.000	PERSONAL LEAVE	850.88	842.10	1,145.33	689.25	675.75
101000-253-724.000	WORKERS' COMPENSATION	752.00	815.83	804.00	711.94	324.00
101000-253-727.000	SUPPLIES - OFFICE	0.00	2,016.81	2,811.78	1,727.44	1,022.46
101000-253-741.000	OPERATING SUPPLIES	2,315.87	0.00	367.60	353.88	478.33
101000-253-802.000	CONTRACTUAL SERVICES (microfilm)	66,766.18	0.00	0.00	0.00	0.00
101000-253-805.253	COMPUTER SERVICES TREASURER	8,353.00	8,181.00	8,107.00	8,083.00	7,944.00
101000-253-807.000	DUES & SUBSCRIPTIONS	2,012.95	1,531.95	1,792.50	1,841.95	1,833.00
101000-253-855.000	TELEPHONE	720.72	755.93	40.66	43.57	43.05
101000-253-861.000	TRAVEL	1,420.18	1,143.81	2,052.89	1,057.90	1,261.14
101000-253-901.000	PRINTING AND PUBLISHING	351.04	300.00	697.83	938.98	300.00
101000-253-901.001	TAX BILLS AND ENVELOPES	3,348.26	4,488.14	4,687.88	2,316.96	3,447.76
101000-253-933.001	EQUIPMENT MAINTENANCE	1,100.00	1,100.00	1,100.00	1,100.00	1,549.94
101000-253-980.000	EQUIP TREASURER*	1,761.92	0.00	1,528.98	2,806.55	1,754.24
Total Dept 253-COUNTY TREASURER		330,255.74	243,230.59	248,247.24	244,018.69	239,725.22
TOTAL EXPENDITURES		330,255.74	243,230.59	248,247.24	244,018.69	239,725.22
*EQUIP TREASURER	(2018) 4 DESKTOP SCANNERS					
*EQUIP TREASURER	(2017) NOTHING	3.58%	-2.02%	1.70%	1.80%	1.50%
*EQUIP TREASURER	(2016) 1 CHAIR AND 1 PRINTER					
*EQUIP TREASURER	(2015) 1 PRINTER					
*EQUIP TREASURER	(2014) 3 CHAIRS AND 7 FLOOR MATS					

02/21/2019

CASH SUMMARY BY BANK FOR ANTRIM COUNTY  
FROM 01/01/2018 TO 12/31/2018

GL Number	Beginning Balance 01/01/2018	Total Debits	Total Credits	Ending Balance 12/31/2018
<b>COMMON ACCOUNTS</b>				
1 01 ALDEN COMMON				
099000-001-001.100	1,775,347.48	38,988,779.57	40,330,090.43	434,036.62
2 02 HUNTINGTON COMMON				
099000-005-001.100	10,330,688.19	54,467,324.29	53,894,276.81	10,903,735.67
3 03 ALDEN SAVINGS SPEC DEPOSITS				
099000-001-002.200	312,604.54	735,548.89	1,043,468.07	4,685.36
4 04 MICHIGAN CLASS				
099000-019-003.300	7,223,552.14	2,116,103.31	2,515,045.00	6,824,610.45
5 05 HUNTINGTON COMMON-CD & INVESTMENT				
099000-005-003.300	0.00	5,984,700.46	1,997,870.22	3,986,830.24
6 06 ALDEN COMMON - PAYROLL				
099000-001-001.101	163,146.15	4,677,257.76	4,657,515.09	182,888.82
12 12 CHEMICAL BANK BUS MONEYFUND				
099000-017-003.301	215,138.14	90.32	210,000.00	5,228.46
13 13 CHEMICAL BANK-CD				
099000-017-003.300	0.00	633,811.99	422,234.12	211,577.87
17 17 UBS FINANCIAL- INVESTMENT				
099000-014-003.300	1,057,012.88	1,090,752.44	1,068,972.17	1,078,793.15
20 20 UBS FINANCIAL MONEY MKT				
099000-014-003.301	614.35	1,067,007.47	1,067,026.38	595.44
21 21 MORGAN STANLEY				
099000-012-003.300	2,803,412.51	1,129,587.49	2,194,542.41	1,738,457.59
29 29 MORGAN STANLEY MONEY MARKET				
099000-012-003.301	7,036.89	1,675,697.68	1,679,591.56	3,143.01
24 24 ALDEN EASTPORT PARK SAVINGS				
099000-001-002.203	215,323.50	227,750.49	440,483.50	2,590.49
33 33 FLAGSTAR BANK-				
099000-011-003.301	7,858,393.62	69,839.26	2,500,000.00	5,428,232.88
35 35 PNC-NOW				
099000-013-003.300	4,644,716.56	55,566.46	0.00	4,700,283.02
65 65 ALDEN MONEY MARKET COMMON				
099000-001-003.301	2,780,251.49	18,526,817.79	16,243,947.93	5,063,121.35
<b>DEBT RETIREMENT ACCOUNT</b>				
32 32 HUNTINGTON MB DEBT RETIREM				
351000-005-001.100	100,401.03	903,866.34	903,625.00	100,642.37
	100,401.03	903,866.34	903,625.00	100,642.37
<b>COMMISSION ON AGING ACCOUNTS DUE TO COMMON</b>				
47 47 PNC COMMISSION ON AGING ACCT				
297000-013-002.200	34,127.58	11,336.44	20,084.00	25,380.02
50 50 ALDEN COMMISSION ON AGING ACT				
297000-001-002.200	24,317.45	8,111.04	30,027.00	2,401.49
51 51 ALDEN COMMISSION ON AGING				
297000-001-002.201	14,624.63	7,591.64	20,011.00	2,205.27
52 52 ALDEN COA-TRUCK				
297000-001-002.203	6,113.21	51,347.63	0.00	57,460.84
<b>HOUSING ACCOUNT</b>				
57 57 HUNTINGTON AC HOUSING				
278000-000-001.001	3,007.37	99,297.66	88,363.37	13,941.66
<b>SHERIFF INMATE ACCOUNT</b>				
14 14 HUNTINGTON SHERIFF INMATE				
701000-005-001.100	2,484.58	213,658.75	216,356.24	(212.91)
	2,484.58	213,658.75	216,356.24	(212.91)

02/21/2019

CASH SUMMARY BY BANK FOR ANTRIM COUNTY  
FROM 01/01/2018 TO 12/31/2018

GL Number	Beginning Balance 01/01/2018	Total Debits	Total Credits	Ending Balance 12/31/2018
<b>DISTRICT COURT BOND ACCOUNT</b>				
26 26 ALDEN AC DIST CT BOND ACCT				
701000-001-001.100	9,940.00	55,038.39	45,258.00	19,720.39
	9,940.00	55,038.39	45,258.00	19,720.39
<b>MEADOW BROOK ACCOUNTS</b>				
28 28 HUNTINGTON MB RESTRICTED				
781000-005-001.101	833.18	0.00	510.85	322.33
30 30 ALDEN MB FUNDED DEP-				
780000-001-002.200	111,587.57	876,118.75	846,980.98	140,725.34
31 31 HUNTINGTON MB RESTRICTED				
716000-000-001.100	402,289.76	3,029.23	396,242.12	9,076.87
717000-000-001.100	260,795.87	1,965.79	255,906.37	6,855.29
718000-000-001.100	173,794.22	1,304.03	173,355.92	1,742.33
781000-005-001.100	12,329.73	102.46	2,000.00	10,432.19
	849,209.58	6,401.51	827,504.41	28,106.68
34 34 HUNTINGTON INVESTMENT MB REST				
716000-000-003.300	0.00	397,395.23	2,191.18	395,204.05
717000-000-003.300	0.00	256,651.08	1,415.14	255,235.94
718000-000-003.300	0.00	173,860.40	958.64	172,901.76
	0.00	827,906.71	4,564.96	823,341.75
MED 2 MED 2 ALDEN MEADOW VIEW APT AP				
298000-001-001.100	1,001.87	5.04	0.00	1,006.91
MED A MED A ALDEN MEADOW BROOK AP				
512000-001-001.100	1,182.65	286.41	337.49	1,131.57
MED P MED P ALDEN MEADOW BROOK PAYROLL				
512000-001-001.101	1,047.55	140.09	0.00	1,187.64
<b>ROAD COMMISSION ACCOUNTS</b>				
8 08 PNC ROAD COMMISSION GENERAL				
201000-013-001.100	1,382,382.78	8,413,205.95	7,807,544.90	1,988,043.83
9 09 HUNTINGTON ROAD COMM PAYROLL				
201000-005-001.100	7,557.51	5.87	638.09	6,925.29
RD 2 RD 2 PNC ROAD COMMISSION				
201000-013-001.102	45,066.19	6,007,876.29	6,006,976.73	45,965.75
RD HE RD HE PNC ROAD HEALTH REIMBST				
201000-013-001.101	50,630.65	298.95	0.00	50,929.60
<b>IMPR IMPREST CASH</b>				
101000-000-004.000	2,109.42	200.00	200.00	2,109.42
201000-000-004.000	100.00	0.00	0.00	100.00
297000-000-004.000	175.00	0.00	0.00	175.00
298000-000-004.000	200.00	0.00	0.00	200.00
512000-000-004.000	800.00	100.00	0.00	900.00
588000-000-004.000	25.00	0.00	0.00	25.00
	3,409.42	300.00	200.00	3,509.42
<b>TOTAL - ALL FUNDS</b>	<b>42,036,163.24</b>	<b>148,929,429.13</b>	<b>147,084,046.71</b>	<b>43,881,545.66</b>

2018 Antrim County Investment Report

Account Type	Fund	Description	12/31/2018	Rate	Rate Def	
PF Hybrid Ckg	Angell Endowment	HUNTINGTON BANK	9,076.87	.23%	APY-E	
PF Hybrid Ckg	Wise Memorial	HUNTINGTON BANK	6,855.29	.23%	APY-E	
PF Hybrid Ckg	Ferstle Memorial	HUNTINGTON BANK	1,742.33	.23%	APY-E	
Commercial Paper	Common	JP MORGAN SECURTIES-UBS	1,078,793.15	2.45%	YTM	4/5/2019
Commercial Paper	Common	SINOPEC CENTURY DISC-HUNTINGTON FINANC	498,760.00	2.4%	YTM	2/4/2019
Commercial Paper	Common	BPCE DISC-HUNTINGTON FINANCIAL	497,770.00	2.45%	YTM	3/4/2019
Commercial Paper	Common	JP MORGAN SECURTIES-HUNTINGTON FINANC	496,655.00	2.45%	YTM	3/26/2019
Commercial Paper	Common	JP MORGAN SECURTIES-HUNTINGTON FINANC	494,915.00	2.5%	YTM	5/8/2019
Commercial Paper	Common	DANSKE CORP-HUNTINGTON FINANCIAL	501,585.24	2.7%	YTM	5/13/2019
Gov MM	Common	CHEMICAL BANK MONEYFUND	5,228.46	.15%	APY	
Gov MM	Common	UBS MMKT	595.44	1.75%	APY	
Gov MM	Common	MORGAN STANLEY MMK	3,143.01	.15%	APY	
Gov MM	MB Funded Depreciation	ALDEN	140,725.34	.20%	APY-E	
Gov MM	Common	ALDEN MM	5,063,121.35	.20%	APY-E	
Gov MM	Common	PNC NOW	4,700,283.02	.75%	APY-E	
Gov MM	Common	FLAGSTAR	5,428,232.88	1.25%	APY-E	
Minicipal Bond	Common	OLIVET MICH CMNTY SCHL-MORGAN STANLEY	249,419.16	2.10%	YTM	5/1/2020
Agency	Common	FED FARM CR BK-MORGAN STANLEY	502,798.33	1.20%	YTM	1/8/2019
CD	Common	CD & INVESTMENT-MORGAN STANLEY	496,847.36	2.629%	YTM	6/24/2019
CD	Common	CD & INVESTMENT-MORGAN STANLEY	489,392.74	2.843%	APY	7/15/2020
CD	Common	CHEMICAL BANK	211,577.87	1.79%	APY	1/5/2019
TREASURY	Common	UNITED STATES	999,340.00	2.05%	YTM	1/31/2019
TREASURY	Common	UNITED STATES	497,805.00	2.2%	YTM	4/15/2019
TREASURY	ANGELL ENDOW	UNITED STATES	395,204.05	2.1%	YTM	2/28/2019
TREASURY	WISE MEMORIAL	UNITED STATES	255,235.94	2.1%	YTM	2/28/2019
TREASURY	FERSTLE MEMORIAL	UNITED STATES	175,901.76	2.1%	YTM	2/28/2019
PF POOLED	Common	CD & INVESTMENT-MBIA MI CLASS	6,824,610.45	2.02	APY-E	
APY-E	Annual Percentage Yield- Earned					
YTM	Yield To Maturity					
APY	Annual Percentage Yield					

Attachment B

REVENUE AND EXPENDITURE REPORT FOR ANTRIM COUNTY  
PERIOD ENDING 12/31/2018

GL NUMBER	FUND DESCRIPTION	YTD BALANCE 12/31/2018
101000-000-665.000	GENERAL	81,041.08
105000-000-665.000	SELF-INSURED RESERVE	2,561.52
129000-000-665.000	VICTIMS' RIGHTS RESERVE	77.61
137000-000-665.000	CAPITAL OUTLAY RESERVE	982.92
142000-000-665.000	DAMS RESERVE	5,202.05
144000-000-665.000	GAS & OIL ROYALTIES RESERVE	5,275.50
161000-000-665.000	GRANT MATCH RESERVE	799.36
165000-000-665.000	ANTRIM CONSERVATION DIST. RESERVE	154.30
182000-000-665.000	SPECIAL PROJECTS RESERVE	2,398.32
201000-000-665.000	ROAD COMMISSION	14,837.68
223000-000-665.000	GRASS RIVER	1,309.81
225000-000-665.000	ANIMAL CONTROL DONATIONS	1,171.84
226000-000-665.000	COUNTY-WIDE RECYCLING	1,641.83
230000-000-665.000	FORESTRY	3,526.07
232000-000-665.000	CONSERVATION DISTRICT	70.23
234000-000-665.000	ANTRIM CREEK	632.36
235000-000-665.000	PETOSKEY STONE FESTIVAL	68.59
236000-000-665.000	PARK FUNDRAISER	68.57
237000-000-665.000	TRANSFER STATION LAND LEASE	24.16
240000-000-665.000	GIS OPERATIONS	146.98
242000-000-665.000	ENERGY SAVINGS	222.89
249000-000-665.000	CONSTRUCTION CODE ENFORCEMENT	6,929.96
255000-000-665.000	HOMESTEAD PROP TAX EXEMPTION AUDIT	24.68
256000-000-665.000	REGISTER OF DEEDS AUTOMATION	527.42
257000-000-665.000	BUDGET STABILIZATION	1,521.18
258000-000-665.000	DISASTER CONTINGENCY FUND	1.80
259000-000-665.000	911 - TRAINING	148.14
260000-000-665.000	INDIGENT DEFENSE FUND	11.84
261000-000-665.000	E-911 OPERATING	12,285.75
262000-000-665.000	E-911 (WIRELESS)	7,349.58
263000-000-665.000	CONCEALED PISTOL LICENSING	335.09
264000-000-665.000	LOCAL CORRECTIONS OFFICER'S TRAINING	332.58
266000-000-665.000	O.R.V. ORDINANCE TRAINING (2009 ORD)	3.38
267000-000-665.000	JAIL INMATE PROCEEDS	324.27
269000-000-665.000	LAW LIBRARY	258.38
272000-000-665.000	CANINE K-9 PROGRAM	41.18
275000-000-665.000	HOUSING PROGRAM INCOME	630.92
282000-000-665.000	CLEAN LAKES	71.30
285000-000-665.000	REVENUE SHARING RESERVE	4,034.33
297000-000-665.000	COMMISSION ON AGING	9,722.70
298000-000-665.000	MEADOWVIEW SENIOR HOUSING	1,151.68
351000-000-665.000	MEADOW BROOK PROJECT DEBT RETIREMENT	241.34
470000-000-665.000	CAP PROJ- CO BLDGS & STRUCTURES	1,130.21

REVENUE AND EXPENDITURE REPORT FOR ANTRIM COUNTY  
PERIOD ENDING 12/31/2018

GL NUMBER	FUND DESCRIPTION	YTD BALANCE 12/31/2018
512000-000-665.000	MEADOWBROOK MCF	50,195.08
516000-000-665.000	TAX PAYMENT FUNDS-COMBINED	83,469.21
516201-000-665.254	2001 TPF	325.13
516202-000-665.254	2002 TPF	798.05
516203-000-665.254	2003 TPF	1,468.38
516204-000-665.254	2004 TPF	1,685.26
516205-000-665.254	2005 TPF	941.48
516206-000-665.254	2006 TPF	886.50
516207-000-665.254	2007 TPF	943.16
516208-000-665.254	2008 TPF	1,371.91
516209-000-665.254	2009 TPF	1,236.60
516210-000-665.254	2010 TPF	1,006.77
516211-000-665.254	2011 TPF	1,244.40
516212-000-665.254	2012 TPF	1,278.37
516213-000-665.254	2013 TPF	2,977.93
516214-000-665.254	2014 TPF	886.82
516215-000-665.000	2015 TPF	1,964.34
516215-000-665.254	2015 TPF	293.42
516216-000-665.000	2016 TPF	7,445.83
516217-000-665.000	2017 TPF	8,627.80
516218-000-665.000	2018 TPF	80.27
581000-000-665.000	AIRPORT OPERATING	4,007.35
582000-000-665.000	ELK RAPIDS HYDRO UTILITY SYSTEM	2,000.58
588000-000-665.000	ANTRIM COUNTY TRANSPORTATION	2,866.00
716000-000-665.000	MEADOWBROOK ANGELL ENDOWMENT TRUST	838.05
717000-000-665.000	MEADOWBROOK WISE MEMORIAL TRUST	550.65
718000-000-665.000	MEADOWBROOK FERSTLE FUND	345.39
721000-000-665.000	LIBRARY	342.64
780000-000-665.000	MEADOWBROOK FUNDED DEPRECIATION	1,118.75
781000-000-665.000	MEADOWBROOK RESTRICTED FUNDS	102.46
TOTAL REVENUES - ALL FUNDS		350,589.96



**BALANCE FROM PREVIOUS  
ANNUAL REPORTS OF BALANCE IN LAND SALE PROCEEDS ACCOUNTS**

---

In accordance with MCL 211.78m (8) (h), this written report is presented to the Board of Commissioners no later than June 30, the second calendar year after foreclosure.

**Net Balance\* in Land Sale Proceeds Accounts:**

Auction yr 06	2003	Tax Year	\$	65,220.04	
Auction yr 07	2004	Tax Year	\$	68,305.66	
Auction yr 08	2005	Tax Year	\$	2,398.24	
Auction yr 09	2006	Tax Year	\$	-	
Auction yr 10	2007	Tax Year	\$	-	
Auction yr 11	2008	Tax Year	\$	1.00	
Auction yr 12	2009	Tax Year	\$	-	
Auction yr 13	2010	Tax Year	\$	-	
Auction yr 14	2011	Tax Year	\$	-	
Auction yr 15	2012	Tax Year	\$	-	
Auction yr 16	2013	Tax Year	\$	239,412.97	
Auction yr 17	2014	Tax Year	\$	386.46	
Auction yr 18	2015	Tax Year	\$	45,982.11	
<b>Untransferred Subtotal Proceeds:</b>			\$		<b>375,724.37</b>

**Contingent Liabilities:**

Auction yr 16	2013	Tax Year	\$	(772,717.00)	
Auction yr 17	2014	Tax Year	\$	(292,557.00)	
Auction yr 18	2015	Tax Year	\$	(1,026,107.00)	
LAWSUIT FILED-POTENTIAL RELEIF					
<b>Subtotal Liabilities:</b>			\$		<b>(2,091,381.00)</b>

**Balance from previous reports:**

General reserve against potential claims, currently unknown:	\$	(315,650)	
50% of SEV value of properties as a whole sold 14 tax	\$	148,500	
50% of SEV value of properties as a whole sold 15 tax	\$	167,150	
<b>Subtotal from previous reports:</b>	\$		<b>(315,650)</b>

---

Available for transfer to General Fund from previous reports:	\$	<b>(2,031,306.63)</b>
---	----	-----------------------

---

This report is prepared by Sherry A Comben, Antrim County Treasurer  
to be presented to the Antrim County Board of Commissioners

March 22, 2018

*Sherry A Comben*

---

\* Net Balance is defined as the amount remaining in the account after all claims in subsections MCL 211.78(m) are satisfied.

## LAND SALE PROCEEDS ACCOUNTS: NET PROCEEDS CALCULATIONS

Categories of claims against Land Sale Proceeds and Contingent Liabilities are specified in MCL 211.78m (8). Simplified, those categories are:

- (a) Pay all taxes, interest and fees to Delinquent Tax Revolving fund.
- (b) Pay all costs of advertising and running the auction.
- (c) Pay all costs of the forfeiture and/or foreclosure proceedings for the year, such as, costs of mailing, publication, personal service, and outside contractors, etc.
- (d) Reimburse any shortfalls from previous years.
- (e) Reimburse any maintenance costs including clean up, demolition, and/or environmental remediation.
- (f) If the foreclosing governmental unit is not this state, any of the following:
  - (i) Proceeds from subsequent years can be used to reimburse shortfalls from current year.
  - (ii) Pay any costs for the defense of title actions.
  - (iii) Pay any other administrative costs of forfeiture, foreclosure and/or property sales and/or management. Recording fees.

Auction Yr Tax Year	Auction 2003 2000	Auction 2004 2001	Auction 2005 2002	Auction 2006 2003	Auction 2007 2004	Auction 2008 2005	Auction 2009 2006	Auction 2010 2007	Auction 2011 2008
<b>Gross Proceeds</b>	\$ 151,974.28	\$ 80,362.65	\$ 153,052.86	\$ 105,063.13	\$ 114,745.00	\$ 60,240.00	\$ 94,127.97	\$ 67,195.14	\$ 125,341.57
<b>Interest</b>	\$ 33,100.63	\$ 21,162.81	\$ 29,222.91	\$ 8,742.15	\$ 5,277.65	\$ 2,003.76	\$ -	\$ -	\$ -
<b>Less costs:</b>									
<b>(a)</b>	\$ (147,534.75)	\$ (29,991.89)	\$ (51,029.90)	\$ (35,024.26)	\$ (50,011.56)	\$ (55,489.06)	\$ (95,620.73)	\$ (61,852.44)	\$ (117,139.98)
<b>(b)</b>	\$ (1,243.71)	\$ (170.59)	\$ (217.18)	\$ (100.00)	\$ (100.00)	\$ (100.00)	\$ (175.00)	\$ (100.00)	\$ -
<b>(c)</b>	\$ -	\$ -	\$ -	\$ -	\$ -	\$ -	\$ -	\$ -	\$ -
<b>(d)</b>	\$ -	\$ -	\$ -	\$ -	\$ -	\$ -	\$ -	\$ -	\$ -
<b>(e)</b>	\$ -	\$ -	\$ -	\$ -	\$ -	\$ -	\$ -	\$ -	\$ -
<b>(f)(i)</b>	\$ -	\$ (70,412.98)	\$ (129,708.69)	\$ (11,742.61)	\$ -	\$ (2,926.46)	\$ -	\$ -	\$ -
<b>(f)(ii)</b>	\$ -	\$ -	\$ -	\$ -	\$ -	\$ -	\$ -	\$ -	\$ -
<b>(f)(iii)</b>	\$ (1,241.27)	\$ (950.00)	\$ (1,320.00)	\$ (1,718.37)	\$ (1,605.43)	\$ (1,330.00)	\$ (3,573.08)	\$ (6,805.50)	\$ (8,200.59)
<b>Transfer out</b>	\$ (35,055.18)	\$ -	\$ -	\$ -	\$ -	\$ -	\$ -	\$ -	\$ -
<b>Net Proceeds:</b>	\$ -	\$ -	\$ -	\$ 65,220.04	\$ 68,305.66	\$ 2,398.24	\$ (5,240.84)	\$ (1,562.80)	\$ 1.00

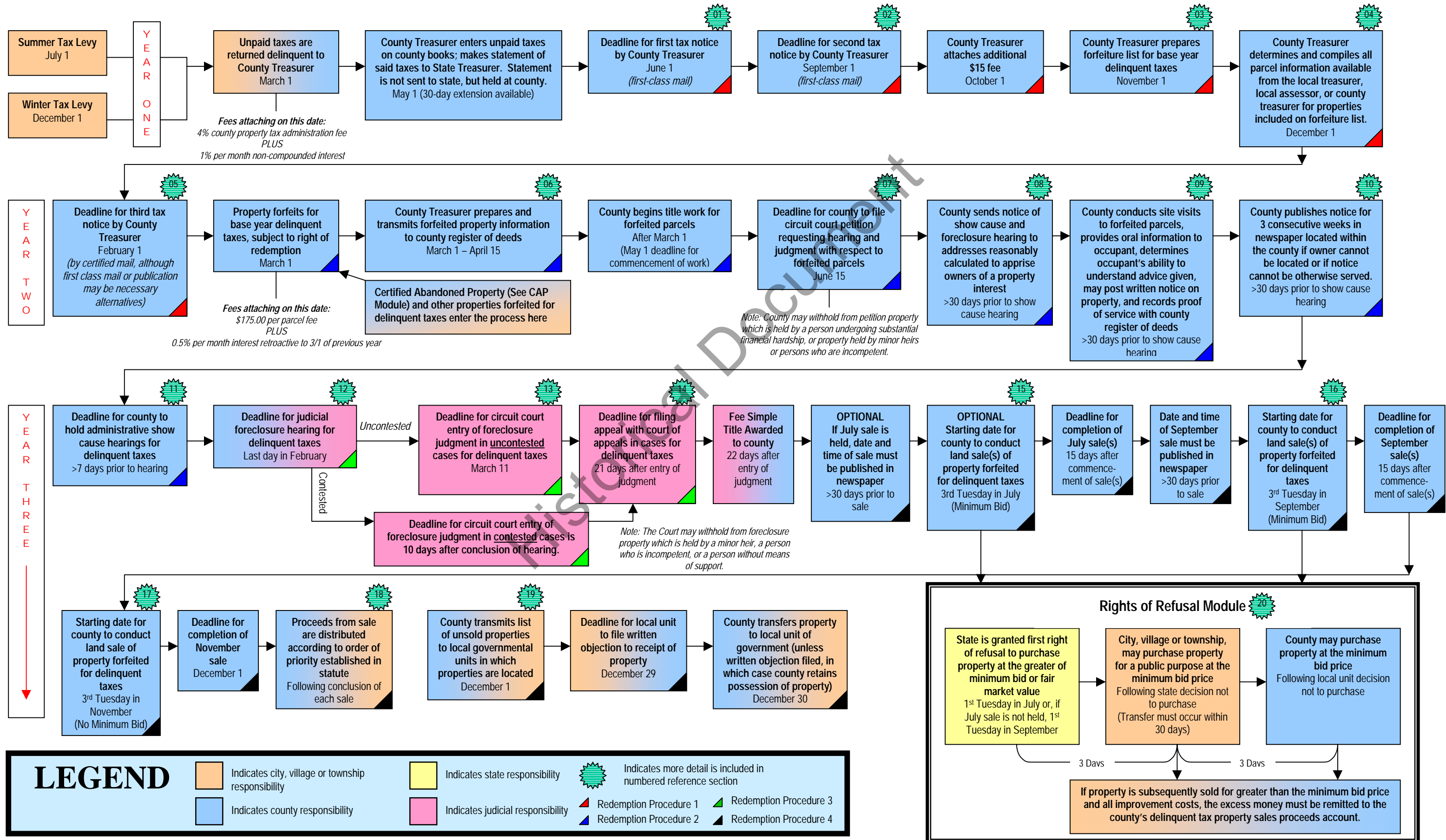
## LAND SALE PROCEEDS ACCOUNTS: NET PROCEEDS CALCULATIONS

Categories of claims against Land Sale Proceeds and Contingent Liabilities are specified in MCL 211.78m (8). Simplified, those categories are:

- (a) Pay all taxes, interest and fees to Delinquent Tax Revolving fund.
- (b) Pay all costs of advertising and running the auction.
- (c) Pay all costs of the forfeiture and/or foreclosure proceedings for the year, such as, costs of mailing, publication, personal service, and outside contractors, etc.
- (d) Reimburse any shortfalls from previous years.
- (e) Reimburse any maintenance costs including clean up, demolition, and/or environmental remediation.
- (f) If the foreclosing governmental unit is not this state, any of the following:
  - (i) Proceeds from subsequent years can be used to reimburse shortfalls from current year.
  - (ii) Pay any costs for the defense of title actions.
  - (iii) Pay any other administrative costs of forfeiture, foreclosure and/or property sales and/or management. Recording fees.

Auction 2012 2009	Auction 2013 2010	Auction 2014 2011	Auction 2015 2012	Auction 2016 2013	Auction 2017 2014	Auction 2018 2015	
\$ 211,730.39	\$ 180,635.62	\$ 188,796.59	\$ 242,214.75	\$ 460,584.14	\$ 128,615.94	\$ 275,212.87	\$ 2,639,892.90
\$ -	\$ -	\$ -	\$ -	\$ 3,064.97	\$ 11.41	\$ 114.43	\$ 102,700.72
\$ (203,498.69)	\$ (174,835.76)	\$ (181,383.18)	\$ (219,051.95)	\$ (191,245.31)	\$ (105,746.20)	\$ (214,597.42)	\$ (1,934,053.08)
\$ -	\$ -	\$ -	\$ -	\$ -	\$ -	\$ -	\$ (2,206.48)
\$ -	\$ -	\$ -	\$ -	\$ (746.32)	\$ (2,416.71)	\$ (1,982.90)	\$ (5,145.93)
\$ -	\$ -	\$ -	\$ -	\$ -	\$ -	\$ -	\$ -
\$ -	\$ -	\$ -	\$ -	\$ (282.78)	\$ (827.70)	\$ -	\$ (1,110.48)
\$ -	\$ -	\$ -	\$ -	\$ -	\$ -	\$ -	\$ (214,790.74)
\$ -	\$ -	\$ -	\$ -	\$ (2,216.50)	\$ -	\$ -	\$ (2,216.50)
\$ (8,543.94)	\$ (11,935.85)	\$ (7,524.46)	\$ (32,094.63)	\$ (29,745.23)	\$ (19,250.28)	\$ (12,764.87)	\$ (148,603.50)
\$ -	\$ -	\$ -	\$ -	\$ -	\$ -	\$ -	\$ (35,055.18)
				\$ 239,412.97	\$ 386.46	\$ 45,982.11	\$ 421,706.48
\$ (312.24)	\$ (6,135.99)	\$ (111.05)	\$ (8,931.83)				\$ (22,294.75)
							\$ 399,411.73

# TAX REVERSION PROCEDURE FOR OPT-IN COUNTIES ESTABLISHED BY P.A. 123 OF 1999



## The Repealed Tax Sale & Tax Lien Process

The former process for enforcing Michigan's real property tax laws was found in the General Property Tax Act, ("GPTA"), 1893 PA 206, as amended, MCL 211.1 *et seq.* Most of the sections addressing the former process have been repealed.

### **A. Pre-Sale Process**

Property is assessed each tax year based on the taxable status of the property on December 31 of the preceding year. Taxes become a lien on the property on December 1 of the tax year. MCL 211.40. Taxes not paid by March 1 of the year following the tax year are delinquent and tax rolls are sent to the county treasurer for collection of unpaid taxes. MCL 211.55.

Within 120 days after March 1 of the year following the tax year, the county treasurer sends notice of the delinquency to the taxpayers shown on the current land file supplied by the local assessor. MCL 211.57(2). A second notice is mailed by the county treasurer to the taxpayer within 120 days after March 1 of the second year following the tax year, using the current land file supplied by the local assessor. MCL 211.57(3).

### **B. The Annual Tax Sale**

In the third year following the tax year, tax liens are offered at the annual tax sale held in each county. MCL 211.60. The action is commenced by the filing of a petition in the circuit court in the county in which the lands are situated on behalf of the Michigan State Treasurer. MCL 211.61. Upon filing of the petition, the county treasurer is required to notify persons against whom delinquent taxes are assessed, according to the records of the county treasurer's office, of the impending tax sale. MCL 211.61a. "Failure to receive or serve the notice shall not invalidate the proceedings taken under the state treasurer's petition and decree of the circuit court . . . ." *Id.* Notice is also given by newspaper publication. MCL 211.62. Notice is also sent by

the county treasurer not later than 30 days prior to sale, addressed to "occupant" at the street address of each parcel included in the sale if notice has not earlier been sent to that address or if notice sent to such address was returned. MCL 211.61b.

Following the newspaper publication, a hearing is held in the circuit court at which time any person having an interest in a parcel of property may object to inclusion of a tax lien on the property in the tax sale. In response to objections made at the hearing, the court may exclude parcels from the sale. Following the hearing, the circuit court issues its order decreeing the taxes valid and ordering sale of the property at the annual tax sale if not redeemed prior to the sale date.

The tax sale is held on the first Tuesday in May of each year. MCL 211.70. The successful bidder is issued a tax certificate. Any lien not purchased at the tax sale is automatically bid to the State of Michigan. *Id.* State bids may be purchased "over the counter" from the Department of Treasury at any time prior to April 20th in the year following the sale. The purchaser receives a tax certificate treated the same as certificates issued upon purchase at the tax sale. MCL 211.84.

### **C. Post-Sale Process**

#### **1. Redemption Pursuant To Section 74**

Owners have until the first Tuesday in May of the year following the tax sale in which to redeem parcels from the preceding year's tax sale, by payment of the judgment amount plus interest at 1.25% per month or portion thereof. MCL 211.74. Not later than 120 days before the expiration of the redemption period, the county treasurer must send yet another notice to each person who, according to the records of the county treasurer, has an interest in a parcel of land offered at the tax sale and not yet redeemed. MCL 211.73c(1). "Failure to receive or serve the

notice or a defect in the notice shall not invalidate the proceedings taken under the state treasurer's petition and order of the circuit court . . . ." *Id.*

2. Liens Bid To The State

a. Redemption pursuant to section 131c

Title vests in the state on the first Tuesday in May of the year following the tax sale if not redeemed prior thereto. MCL 211.67. Once title is vested in the state, owners have an additional right of redemption pursuant to section 131c of the GPTA, MCL 211.131c, extending to the day before the first Tuesday in November following vesting of title in the state, *e.g.*, 18 months following the tax sale. Redemption is by payment of the judgment amount plus interest at 1.25% per month, all other delinquent taxes plus accrued interest and penalties and an additional processing fee of \$50 per parcel.

b. Redemption pursuant to section 131e

One final right of redemption arises under section 131e of the GPTA, MCL 211.131e, after expiration of the section 131c redemption period. Section 131e provides that a right of redemption shall be extended until the owners of record interest in the lands have been notified of a hearing before the Department of Treasury. Section 131e allows redemption up to 30 days following the hearing. Redemption requires payment of the amounts set out above for redemption under section 131c, plus an additional amount of 50% of the taxes for which the property was offered at the tax sale. Section 131e originally required notice be sent to "owners of a significant property interest" for those lands "which have a state equalized value of \$1,000 or more." After amendment by 1996 PA 476, effective December 26, 1996, section 131e required notice to "the owners of a recorded property interest in the property . . . ."

3. Privately Purchased Liens

If the tax lien is purchased by a private purchaser at the tax sale and is not redeemed by the first Tuesday in May of the following year, the tax lien purchaser is entitled to a tax deed from the state treasurer. MCL 211.72. After the tax deed is issued, the prior owners have a second and final redemption period pursuant to section 140 of the Act, MCL 211.140. Section 140 requires the tax deed holder to serve notice of a right of redemption on (a) the last grantees in the regular chain of title of the land or of an interest in the land, (b) persons in open possession of the land, (c) grantees under the latest tax deed of record, and (d) holders of undischarged mortgages and liens of record. Parties entitled to notice have six months after service of the section 140 notice in which to redeem the property by payment of the judgment amount that the tax deed holder paid at the tax sale, plus 50% of the judgment amount, plus service fees for service of the notices. The section 140 notice provisions apply only to property deeded by the State Treasurer to a tax lien purchaser. They do not apply to lands purchased from the Department of Natural Resources pursuant to MCL 211.131.

**D. Disposal of Surplus Lands by the Department of Natural Resources**

The DNR reviews those lands deeded to it by the State Treasurer to determine lands suitable for use by the Department. MCL 211.131. Lands not suitable for DNR use may be transferred to other governmental entities, churches, or public educational institutions for public uses. MCL 324.2101. Lands not withheld from sale by the DNR or deeded for public purposes may be offered by the DNR at public auction at a minimum bid established by the DNR director. MCL 211.131. Sale proceeds, after deducting costs incurred by the DNR, are accounted back to the taxing authorities pro rata according to their interests in the land arising from the nonpayment of taxes and special assessments.